

■ FEATURES

- Low profile package
- Ideal for automated placement
- Glass passivated chip junction
- High forward surge capability
- Meets MSL level 1, per J-STD-020, LF maximum peak of 260 °C

■ TYPICAL APPLICATIONS

For use in general purpose rectification of power supplies, inverters, converters, and freewheeling diodes for consumer, and telecommunication.

■ MECHANICAL DATA

- **Package:** SMAF
Molding compound meets UL 94 V-0 flammability rating, RoHS-compliant, halogen-free
- **Terminals:** Tin plated leads, solderable per J-STD-002 and JESD22-B102
- **Polarity:** Cathode line denotes the cathode end

■ MAXIMUM RATINGS (T_a=25°C Unless otherwise specified)

PARAMETER	SYMBOL	UNIT	G2AF	G2BF	G2DF	G2GF	G2JF	G2KF	G2MF
Device marking code			G2AF	G2BF	G2DF	G2GF	G2JF	G2KF	G2MF
Repetitive peak reverse voltage	VRRM	V	50	100	200	400	600	800	1000
Average rectified output current @60Hz sine wave, resistance load, TL (Fig.1)	I _O	A	2.0						
Surge(non-repetitive)forward current @60Hz half-sine wave,1 cycle, T _a =25°C	I _{FSM}	A	50						
Storage temperature	T _{stg}	°C	-55~+150						
Junction temperature	T _j	°C	-55~+150						

■ TYPICAL CHARACTERISTICS (T_a=25°C Unless otherwise specified)

PARAMETER	SYMBOL	UNIT	TEST CONDITIONS	G2AF	G2BF	G2DF	G2GF	G2JF	G2KF	G2MF
Maximum instantaneous forward voltage drop per diode	V _F	V	I _{FM} =2.0A	1.1						
Maximum DC reverse current at rated DC blocking voltage per diode @ VRM=VRRM	I _{RRM}	μA	T _a =25°C	5.0						
			T _a =125°C	100						

■ THERMAL CHARACTERISTICS (T_a=25°C Unless otherwise specified)

PARAMETER	SYMBOL	UNIT	G2AF	G2BF	G2DF	G2GF	G2JF	G2KF	G2MF
Thermal resistance	R _{θJ-A} ⁽¹⁾	°C/W	65 ⁽¹⁾						
	R _{θJ-L} ⁽¹⁾		25 ⁽¹⁾						

Note:

(1) Thermal resistance from junction to ambient and from junction to lead mounted on P.C.B. with 0.2" x 0.2" (5.0 mm x 5.0 mm) copper pad areas

■ **CHARACTERISTICS (TYPICAL)**

FIG1: Io-TL Curve

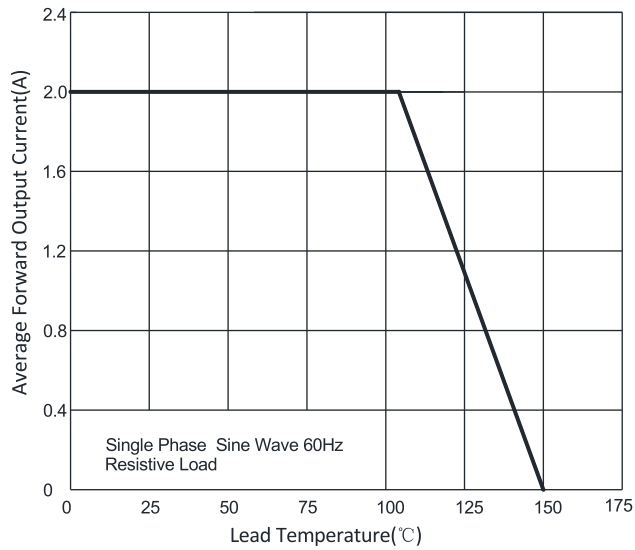


FIG2: Surge Forward Current Capability

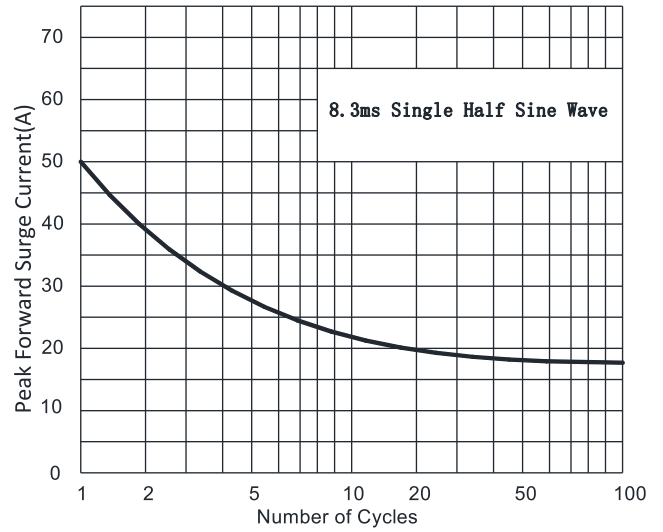


FIG3: Forward Voltage

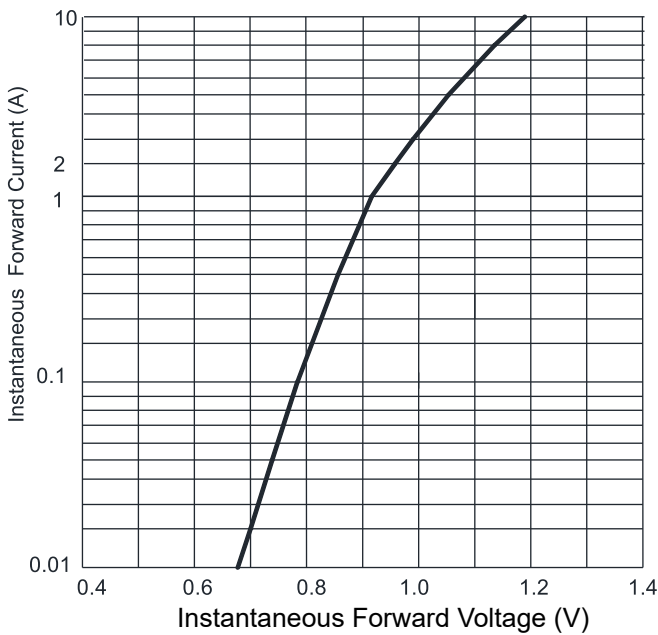
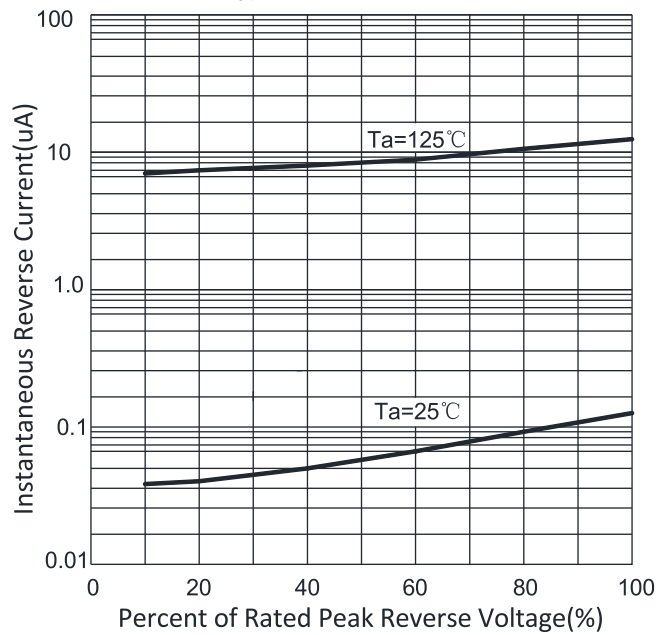


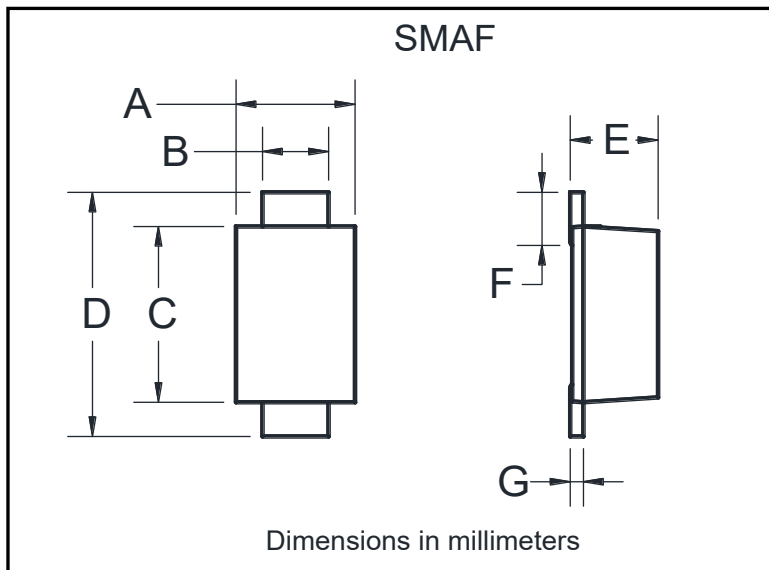
FIG4: Typical Reverse Characteristics



■ **PACKAGING INFORMATION**

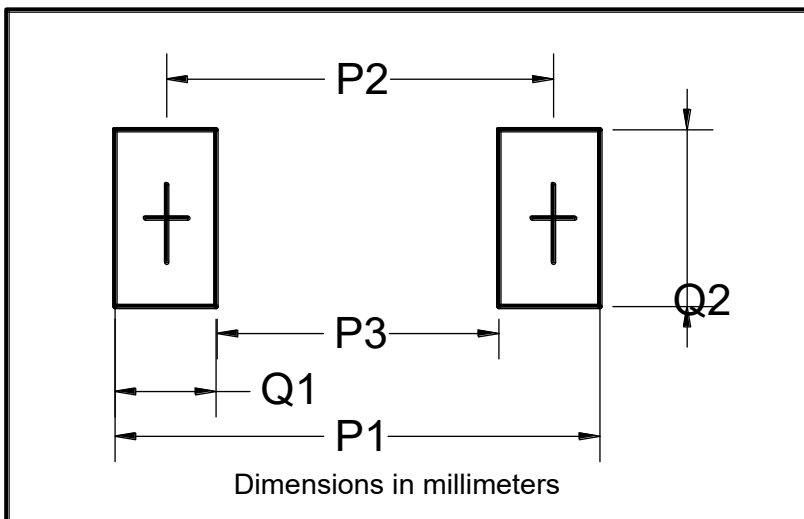
PREFERED P/N	PACKING CODE	UNIT WEIGHT(g)	MINIMUM PACKAGE(pcs)	INNER BOX QUANTITY(pcs)	OUTER CARTON QUANTITY(pcs)	DELIVERY MODE
G2AF-G2MF	XO7	Approximate 0.034	3000	12000	96000	7" reel
G2AF-G2MF	Omit for Standard	Approximate 0.034	10000	20000	160000	13" reel

■ **OUTLINE DIMENSIONS**



SMAF		
Dim	Min	Max
A	2.40	2.80
B	1.35	1.45
C	3.40	3.60
D	4.40	4.80
E	1.05	1.25
F	0.50	1.00
G	0.15	0.22

■ **SUGGESTED PAD LAYOUT**



SMAF	
Dim	Millimeters
P1	6.50
P2	4.00
P3	1.50
Q1	2.50
Q2	1.70