

■ FEATURES

- Guardring for overvoltage protection
- Low power loss
- Extremely fast switching
- High forward surge capability
- High frequency operation
- Solder dip 275°C max. 7 s, per JESD 22-B106

■ TYPICAL APPLICATIONS

For use in low voltage high frequency inverters, freewheeling, DC/DC converters, and polarity protection applications.

■ MECHANICAL DATA

- **Package:** DO-201AD(DO-27)
Molding compound meets UL 94 V-0 flammability rating, RoHS-compliant
- **Terminals:** Tin plated leads, solderable per J-STD-002 and JESD22-B102
- **Polarity:** Color band denotes the cathode end

■ MAXIMUM RATINGS (T_a=25°C Unless otherwise specified)

PARAMETER	SYMBOL	UNIT	SR320	SR340	SR360	SR3100	SR3150	SR3200
Device marking code			SR320	SR340	SR360	SR3100	SR3150	SR3200
Repetitive Peak Reverse Voltage	V _{RRM}	V	20	40	60	100	150	200
Average Rectified Output Current @60Hz sine wave, Resistance load, T _a (FIG.1)	I _o	A	3.0					
Forward Surge Current (Non-repetitive) @60Hz Half-sine wave, 1 cycle, T _a =25	I _{FSM}	A	80					
Storage Temperature	T _{stg}	°C	-55 ~+150					
Junction Temperature	T _j	°C	-55 ~+125			-55 ~+150		

■ ELECTRICAL CHARACTERISTICS (T_a=25°C Unless otherwise specified)

PARAMETER	SYMBOL	UNIT	TEST CONDITIONS	SR320	SR340	SR360	SR3100	SR3150	SR3200
Maximum instantaneous forward voltage drop per diode	V _F	V	I _{FM} =3.0A	0.55		0.7	0.85		
Maximum DC reverse current at rated DC blocking voltage per diode	I _R	mA	T _a =25 °C	0.2			0.1		
			T _a =100°C	20			5		
Typical junction capacitance	C _j	pF	Measured at 1MHZ and Applied Reverse Voltage of 4.0 V.D.C.	180		150	130	80	

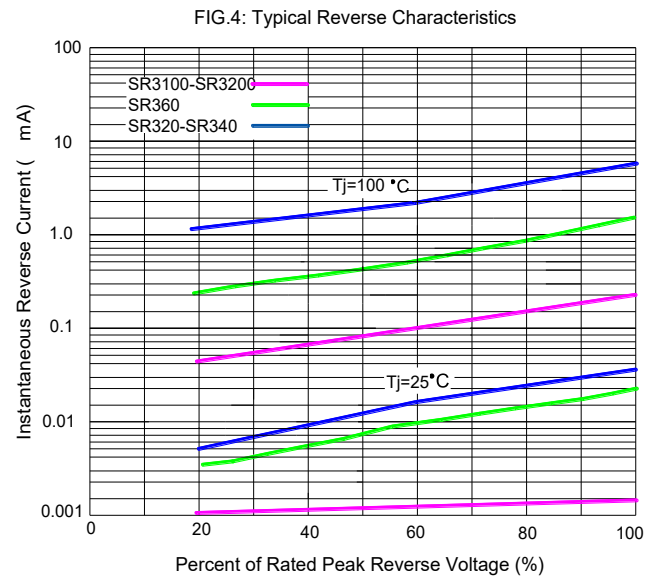
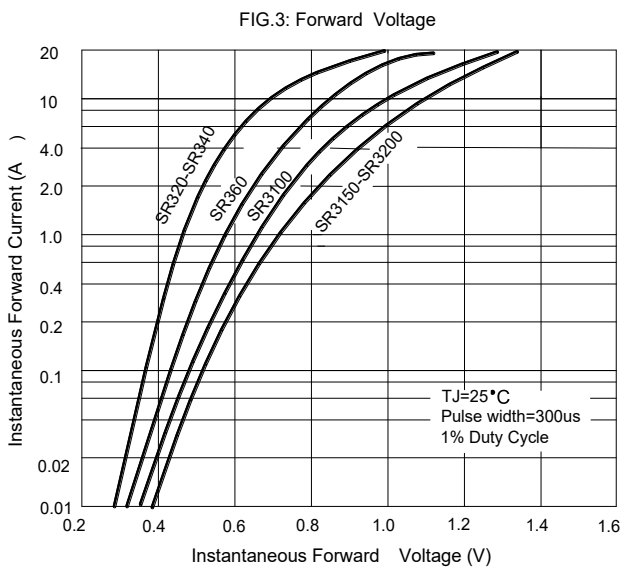
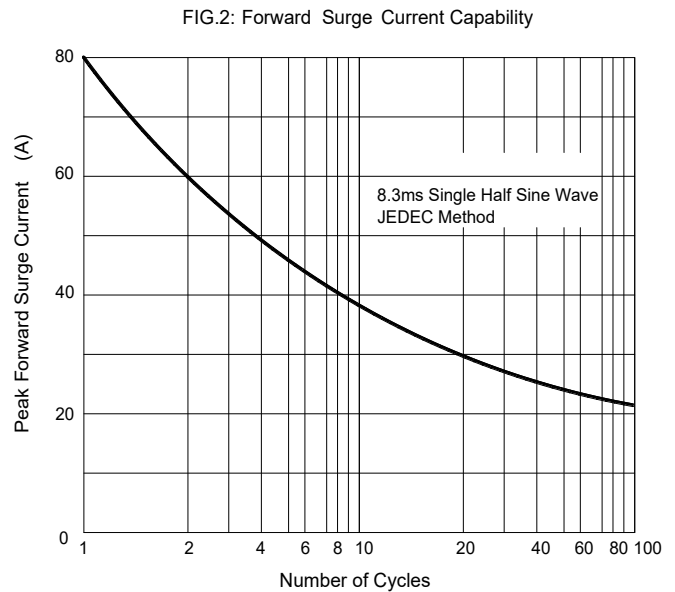
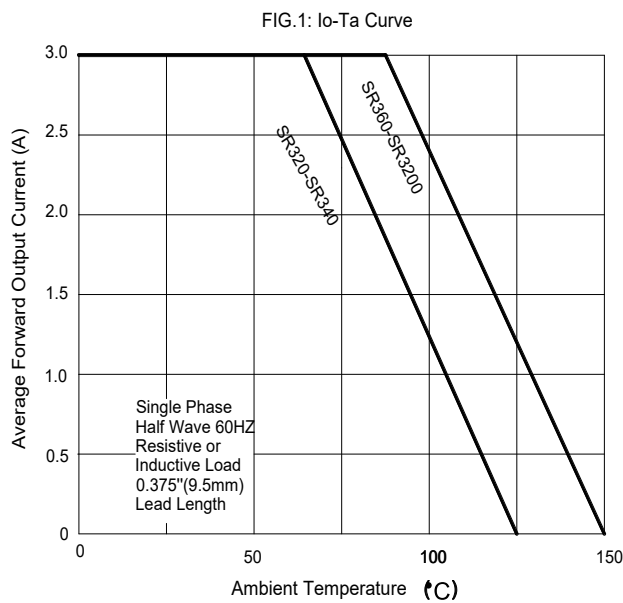
■ THERMAL CHARACTERISTICS (T_a=25°C Unless otherwise specified)

PARAMETER	SYMBOL	UNIT	SR320	SR340	SR360	SR3100	SR3150	SR3200
Thermal Resistance	R _{θJ-A}	°C/W	30					

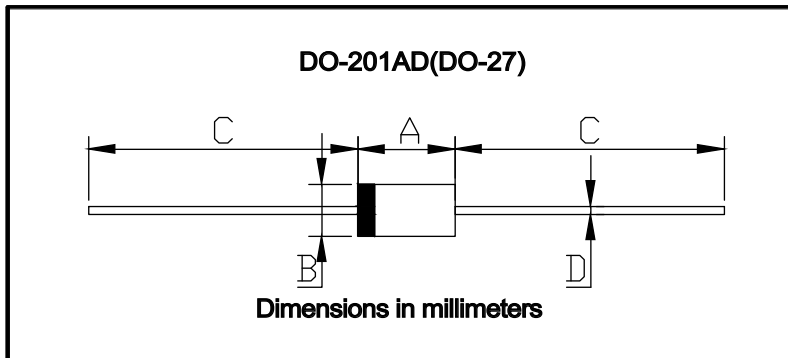
■ **PACKAGING INFORMATION**

PREFERRED P/N	PACKAGE CODE	UNIT WEIGHT(g)	MINIMUM PACKAGE(pcs)	INNER BOX QUANTITY(pcs)	OUTER CARTON QUANTITY(pcs)	DELIVERY MODE
SR320~SR3200	D1	Approximate 1.05	1250	1250	12500	Tape
SR320~SR3200	C1	Approximate 1.05	250	250	12500	Bulk

■ **CHARACTERISTICS (TYPICAL)**



■ **OUTLINE DIMENSIONS**



DO-201AD(DO-27)		
Dim	Min	Max
A	8.50	9.50
B	5.00	5.60
C	25.4	/
D	1.20	1.30