

■ **FEATURES**

- High frequency operation
- Low forward voltage drop
- High purity, high temperature epoxy encapsulation for enhanced mechanical strength and moisture resistance
- Guard ring for enhanced ruggedness and long term reliability
- Solder dip 275 °C max. 7 s, per JESD 22-B106

■ **TYPICAL APPLICATIONS**

Typical applications are in switching power supplies, converters, freewheeling diodes, and reverse battery protection.

■ **MECHANICAL DATA**

- **Package:** TO-220AB
Molding compound meets UL 94 V-0 flammability rating, RoHS-compliant
- **Terminals:** Tin plated leads, solderable per J-STD-002 and JESD22-B102
- **Polarity:** As marked

■ **MAXIMUM RATINGS** ($T_a=25^{\circ}\text{C}$ Unless otherwise specified)

PARAMETER	SYMBOL	UNIT	MBRU2080CTA
Device marking code			MBRU2080CTA
Repetitive Peak Reverse Voltage	V_{RRM}	V	80
Average Rectified Output Current @60Hz sine wave, R-load, T_a (FIG 1)	I_o	A	20
Surge(Non-repetitive)Forward Current @60Hz half sine-wave, 1 cycle, $T_a=25^{\circ}\text{C}$	I_{FSM}	A	250
Current Squared Time @1ms≤t≤8.3ms $T_j=25^{\circ}\text{C}$, rating of per diode	I^2t	A^2s	260
Storage Temperature	T_{stg}	$^{\circ}\text{C}$	-55 ~ +150
Junction Temperature	T_j	$^{\circ}\text{C}$	-55 ~ +150

■ **ELECTRICAL CHARACTERISTICS** ($T_a=25^{\circ}\text{C}$ Unless otherwise specified)

PARAMETER	SYMBOL	UNIT	TEST CONDITIONS	MBRU2080CTA
Maximum instantaneous forward voltage drop per diode	V_{FM}	V	$I_{FM}=10.0\text{A}$	0.65
Maximum DC reverse current at rated DC blocking voltage per diode	I_{RRM1}	mA	$V_{RM}=V_{RRM}$ $T_a=25^{\circ}\text{C}$	0.2
	I_{RRM2}		$V_{RM}=V_{RRM}$ $T_a=100^{\circ}\text{C}$	50

■ **THERMAL CHARACTERISTICS** ($T_a=25^{\circ}\text{C}$ Unless otherwise specified)

PARAMETER	SYMBOL	UNIT	MBRU2080CTA
Thermal Resistance Between junction and case	$R_{\theta J-C}$	$^{\circ}\text{C}/\text{W}$	2.0

■ **PACKAGING INFORMATION**

PREFERRED P/N	UNIT WEIGHT(g)	MINIIMUM PACKAGE(pcs)	INNER BOX QUANTITY(pcs)	OUTER CARTON QUANTITY(pcs)	DELIVERY MODE
MBRU2080CTA	Approximate 1.9	50	1000	5000	Tube

■ **CHARACTERISTICS (TYPICAL)**

FIG1:Io -Tc Curve

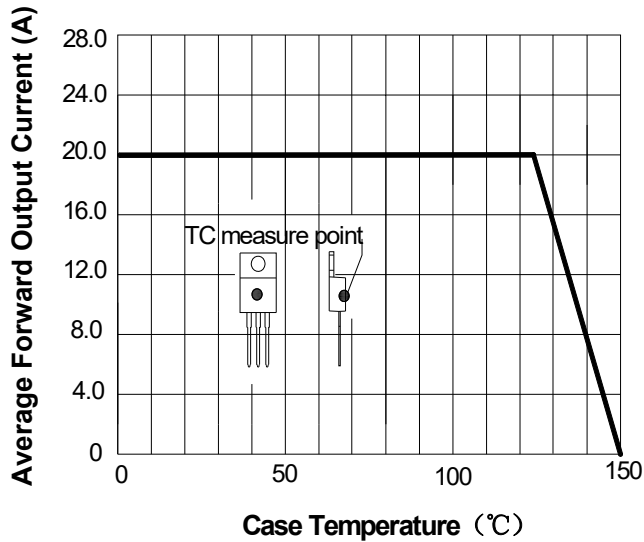


FIG2: Surge Forward Current Capability

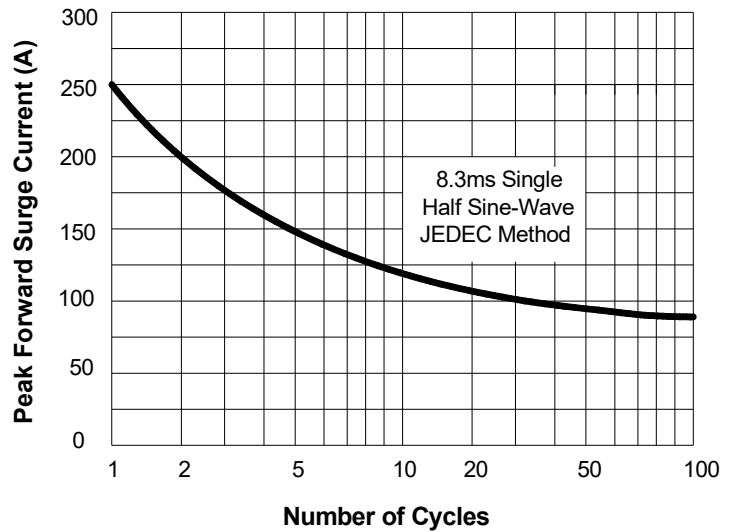


FIG3: Forward Voltage

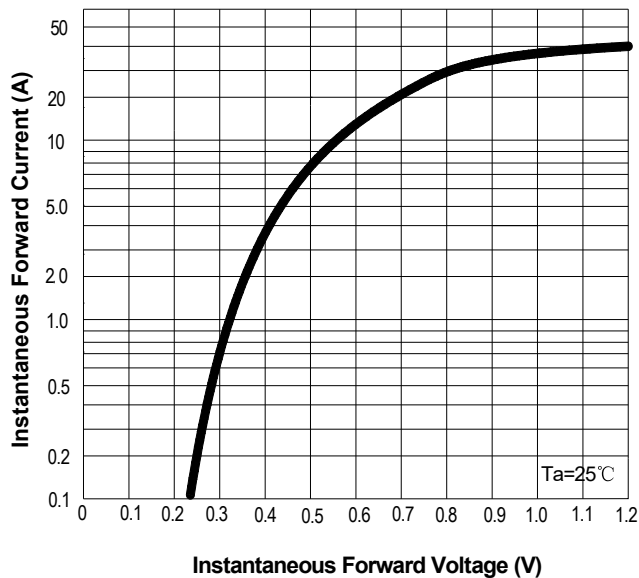
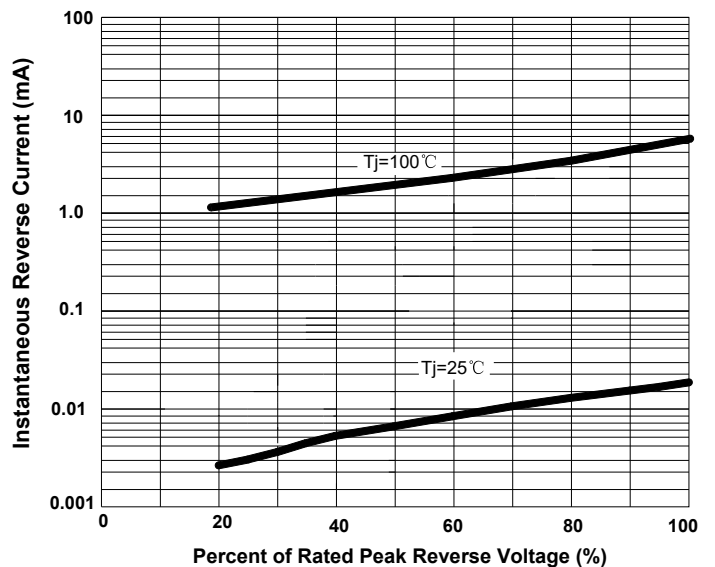
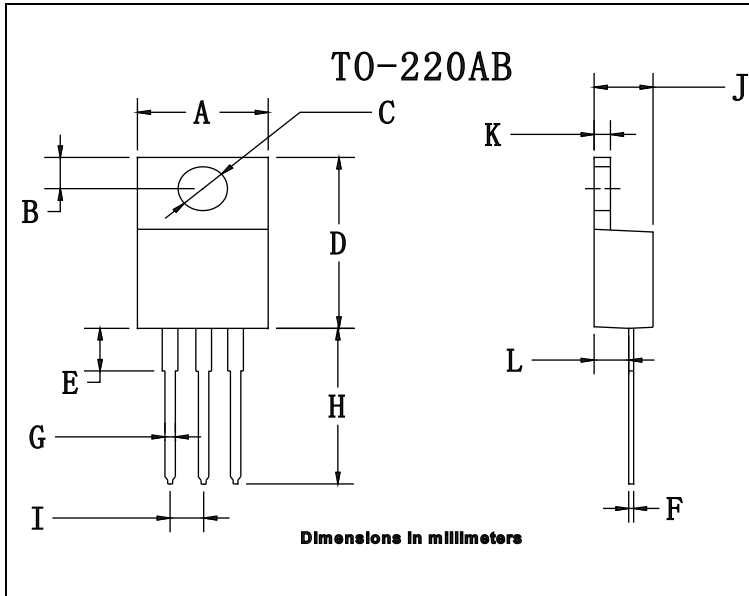


FIG4: Typical Reverse Characteristics



■ **OUTLINE DIMENSIONS**



TO-220AB		
Dim	Min	Max
A	9.5	10.9
B	2.22	3.27
C	3.34	4.31
D	14.5	15.5
E	3.16	4.46
F	0.28	0.64
G	0.68	0.94
H	13.06	14.62
I	2.01	3.07
J	4.04	5.1
K	1.14	1.4
L	2.14	3.19