

■ FEATURES

- Guardring for overvoltage protection
- Low power loss
- Extremely fast switching
- High forward surge capability
- High frequency operation
- Solder dip 275 °C max. 7 s, per JESD 22-B106

■ TYPICAL APPLICATIONS

For use in low voltage high frequency inverters, freewheeling, DC/DC converters, and polarity protection applications.

■ MECHANICAL DATA

- **Package:** DO-204AC(DO-15)
Molding compound meets UL 94 V-0 flammability rating, RoHS-compliant
- **Terminals:** Tin plated leads, solderable per J-STD-002 and JESD22-B102
- **Polarity:** Color band denotes the cathode end

■ MAXIMUM RATINGS (T_a=25°C Unless otherwise specified)

PARAMETER	SYMBOL	UNIT	SR220	SR240	SR260	SR2100	SR2150	SR2200
Device marking code			SR220	SR240	SR260	SR2100	SR2150	SR2200
Repetitive Peak Reverse Voltage	V _{RRM}	V	20	40	60	100	150	200
Average Rectified Output Current @60Hz sine wave, Resistance load, T _a (FIG.1)	I _O	A	2.0					
Forward Surge Current (Non-repetitive) @60Hz Half-sine wave, 1 cycle, T _a =25	I _{FSM}	A	50					
Storage Temperature	T _{stg}		-55 ~+150					
Junction Temperature	T _j		-55 ~+125			-55 ~+150		

■ ELECTRICAL CHARACTERISTICS (T_a=25°C Unless otherwise specified)

PARAMETER	SYMBOL	UNIT	TEST CONDITIONS	SR220	SR240	SR260	SR2100	SR2150	SR2200
Maximum instantaneous forward voltage drop per diode	V _F	V	I _{FM} =2.0A	0.55		0.7	0.85		
Maximum DC reverse current at rated DC blocking voltage per diode	I _R	mA	T _a =25	0.2			0.1		
			T _a =100	20			5		
Typical junction capacitance	C _j	pF	Measured at 1MHZ and Applied Reverse Voltage of 4.0 V.D.C.	100		80		50	

■ THERMAL CHARACTERISTICS (T_a=25°C Unless otherwise specified)

PARAMETER	SYMBOL	UNIT	SR220	SR230	SR240	SR250	SR260	SR280	SR2100	SR2150	SR2200
Thermal Resistance	R _{θJ-A}	°W	45								

■ **PACKAGING INFORMATION**

PREFERED P/N	PACKAGE CODE	UNIT WEIGHT(g)	MINIMUM PACKAGE(pcs)	INNER BOX QUANTITY(pcs)	OUTER CARTON QUANTITY(pcs)	DELIVERY MODE
SR220~SR2200	D1	Approximate 0.38	3000	3000	30000	Tape
SR220~SR2200	C1	Approximate 0.38	500	500	25000	Bulk

■ **CHARACTERISTICS (TYPICAL)**

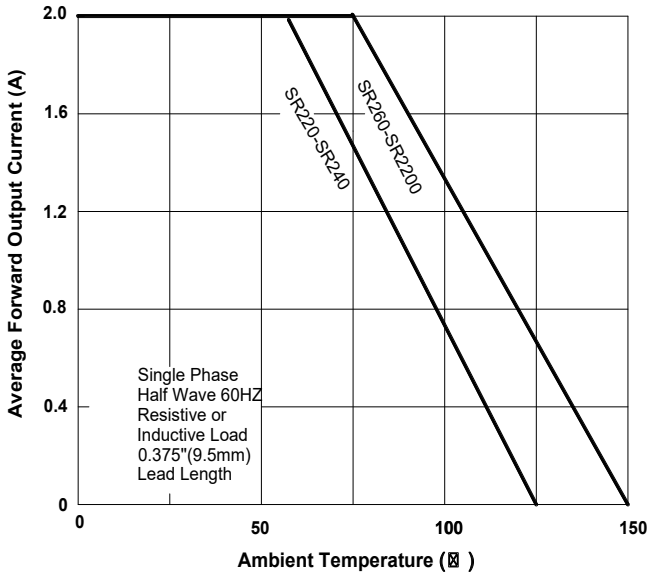


FIG.2: Forward Surge Current Capability

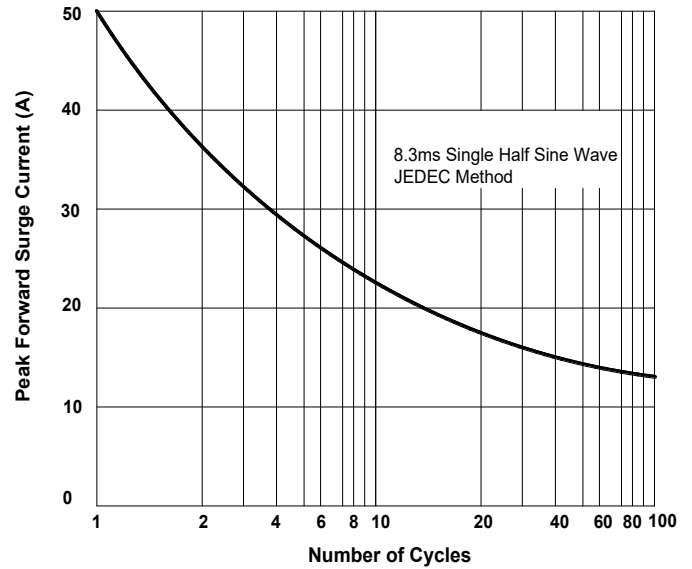


FIG.3: Forward Voltage

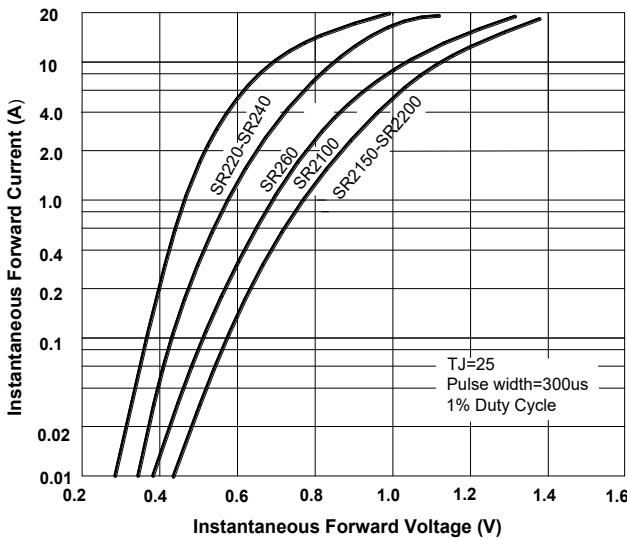
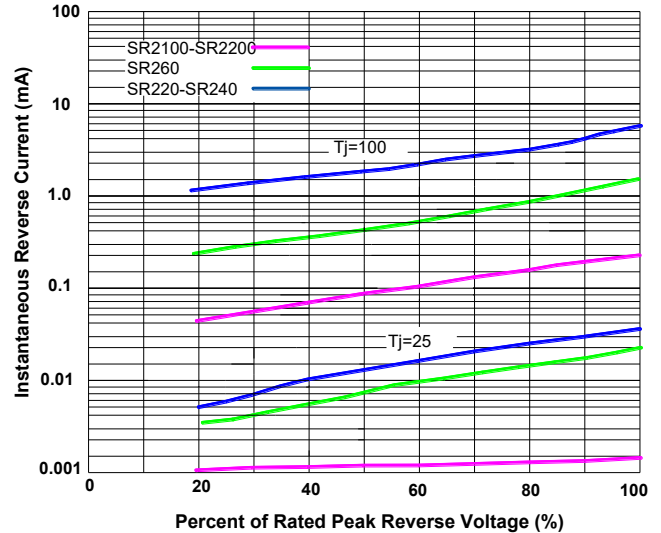
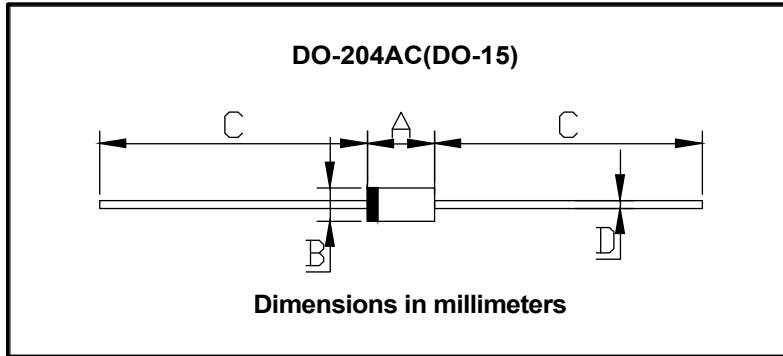


FIG.4: Typical Reverse Characteristics



■ **OUTLINE DIMENSIONS**



DO-204AC(DO-15)		
Dim	Min	Max
A	5.80	7.60
B	2.60	3.60
C	25.4	/
D	0.70	0.90