

■ **FEATURES**

- Low profile package
- Ideal for automated placement
- Guardring for overvoltage protection
- Low power losses, high efficiency
- High forward surge capability
- Meets MSL level 1, per J-STD-020, LF maximum peak of 260 °C

■ **TYPICAL APPLICATIONS**

For use in low voltage high frequency inverters, freewheeling, DC/DC converters, and polarity protection applications.

■ **MECHANICAL DATA**

- **Package:** SOD-123FL
Molding compound meets UL 94 V-0 flammability rating, RoHS-compliant, halogen-free
- **Terminals:** Tin plated leads, solderable per J-STD-002 and JESD22-B102
- **Polarity:** Cathode line denotes the cathode end

■ **MAXIMUM RATINGS** (T_a=25°C Unless otherwise specified)

PARAMETER	SYMBOL	UNIT	SL34	SL36	SL310
Device marking code			SL34	SL36	SL310
Repetitive peak reverse voltage	VRRM	V	40	60	100
Average rectified output current @60Hz Half-sine wave, Resistance load, T _a (FIG.1)	I _O	A	3.0		
Surge(non-repetitive)forward current @ 60Hz half-sine wave,1 cycle, T _j =25°C	IFSM	A	60		
Storage temperature	T _{stg}	°C	-55 ~+150		
Junction temperature	T _j	°C	-55 ~+150		

■ **ELECTRICAL CHARACTERISTICS** (T_a=25°C Unless otherwise specified)

PARAMETER	SYMBOL	UNIT	TEST CONDITIONS	SL34	SL36	SL310
Maximum instantaneous forward voltage drop per diode	V _F	V	IFM=3.0A	0.45	0.5	0.6
Maximum DC reverse current at rated DC blocking voltage per diode @ VRM=VRRM	IRR _M	mA	T _a =25°C	0.50		0.1
			T _a =100°C	10		5

■ **THERMAL CHARACTERISTICS** (T_a=25°C Unless otherwise specified)

PARAMETER	SYMBOL	UNIT	SL34	SL36	SL310
Thermal resistance	R _{θJ-A}	°C/W	70 ¹⁾		
	R _{θJ-L}		20 ¹⁾		

Note:
(1) Thermal resistance between junction and ambient and between junction and lead mounted on P.C.B with 3mm*3mm copper pad areas.

■ **CHARACTERISTICS (TYPICAL)**

FIG1: I_o -TL Curve

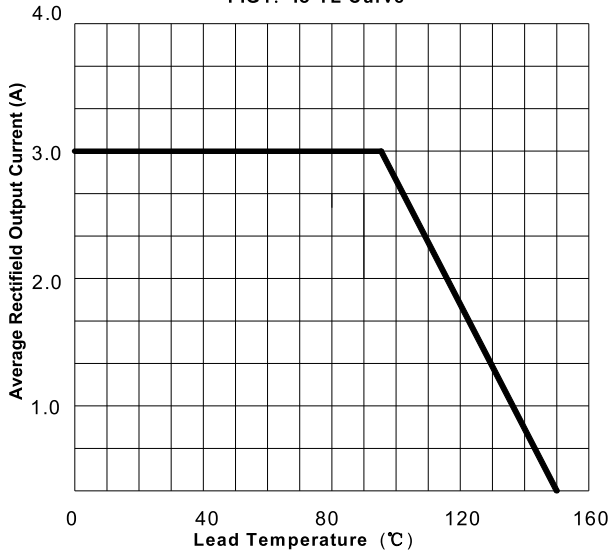


FIG2: Surge Forward Current Capability

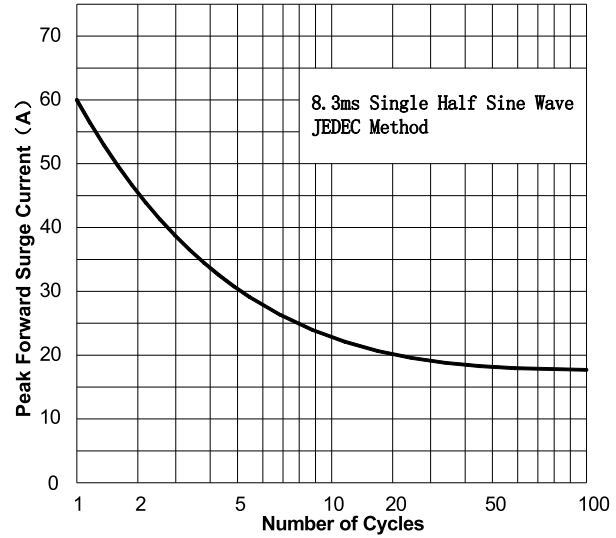


FIG3: Forward Voltage

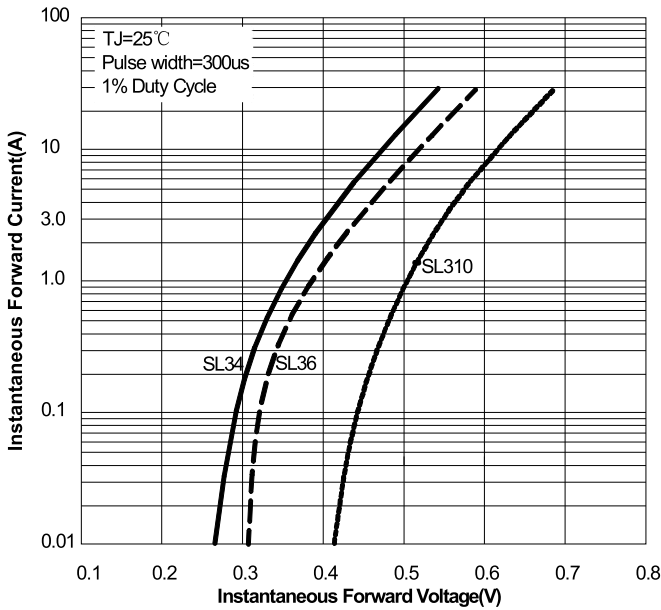
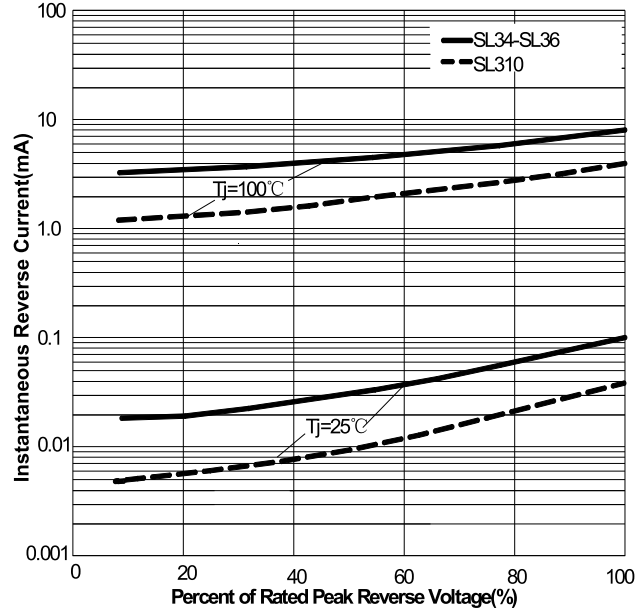


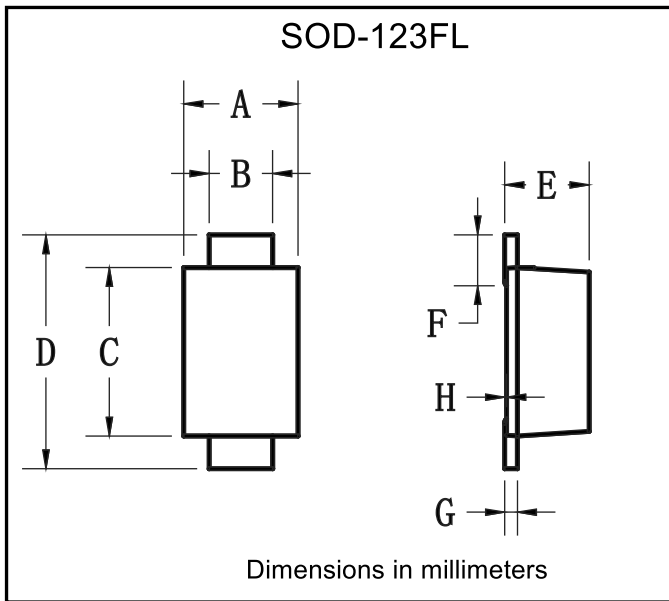
FIG4: Typical Reverse Characteristics



■ **PACKAGING INFORMATION**

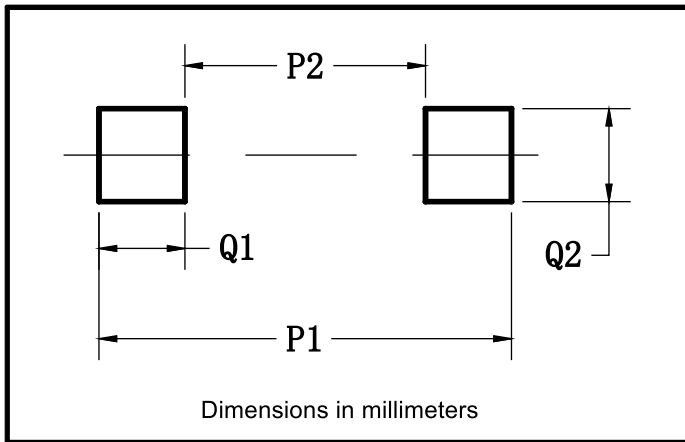
PREFERRED P/N	PACKING CODE	UNIT WEIGHT(g)	MINIMUM PACKAGE(pcs)	INNER BOX QUANTITY(pcs)	OUTER CARTON QUANTITY(pcs)	DELIVERY MODE
SL34 THRU SL310	F1	Approximate 0.0169	3000	30000	120000	7" reel
SL34 THRU SL310	F2	Approximate 0.0169	2500	25000	100000	7" reel
SL34 THRU SL310	F3	Approximate 0.0169	10000	30000	210000	13" reel
SL34 THRU SL310	F4	Approximate 0.0169	3000	27000	108000	7" reel
SL34 THRU SL310	F5	Approximate 0.0169	10000	20000	160000	13" reel
SL34 THRU SL310	F6	Approximate 0.0169	3000	12000	60000	7" reel

■ **OUTLINE DIMENSIONS**



SOD-123FL		
Dim	Min	Max
A	1.60	1.90
B	0.90	1.10
C	2.55	2.85
D	3.60	3.90
E	1.00	1.20
F	0.40	0.90
G	0.10	0.25
H	0.02	0.05

■ **SUGGESTED PAD LAYOUT**



SOD-123FL	
Dim	Millimeters
P1	3.90
P2	1.90
Q1	1.00
Q2	1.50