



■ **FEATURES**

- High frequency operation
- Low forward voltage drop
- High purity, high temperature epoxy encapsulation for enhanced mechanical strength and moisture resistance
- Guard ring for enhanced ruggedness and long term reliability
- Solder dip 275 °C max. 7s, per JESD 22-B106

■ **TYPICAL APPLICATIONS**

Typical applications are in switching power supplies, converters, freewheeling diodes, and reverse battery protection.

■ **MECHANICAL DATA**

- **Package:** R-6
Molding compound meets UL 94 V-0 flammability rating, RoHS-compliant
- **Terminals:** Tin plated leads, solderable per J-STD-002 and JESD22-B102
- **Polarity:** Color band denotes cathode end

■ **MAXIMUM RATINGS** (T_a=25°C Unless otherwise specified)

PARAMETER	SYMBOL	UNIT	25SQ045
Device Marking Code			25SQ045
Repetitive Peak Reverse Voltage	VRRM	V	45
Average Rectified Output Current @60Hz sine wave, R-load, T _a =25°C	I _O	A	25
Surge(Non-repetitive)Forward Current @60Hz half sine wave, 1 cycle, T _a =25°C	IFSM	A	380
Current Squared Time @1ms≤t≤8.3ms T _j =25°C	I ² t	A ² s	599
Storage Temperature	T _{stg}	°C	-55 ~+150
Junction Temperature IN DC Forward Mode-Forward Operations, without reverse bias, t ≤1 h (Fig. 1)①	T _j	°C	-55 ~+200

NOTE ① Meets the requirements of IEC 61215 Ed. 2 bypass diode thermal test.

■ **ELECTRICAL CHARACTERISTICS** (T_a=25°C Unless otherwise specified)

PARAMETER	SYMBOL	UNIT	TEST CONDITIONS	25SQ045
Maximum instantaneous forward voltage drop per diode	V _{FM}	V	I _{FM} =25.0A	0.52
Maximum DC reverse current at rated DC blocking voltage per diode	I _{RRM1}	mA	V _{RM} =VRRM T _a =25°C	0.5
	I _{RRM2}		V _{RM} =VRRM T _a =100°C	50

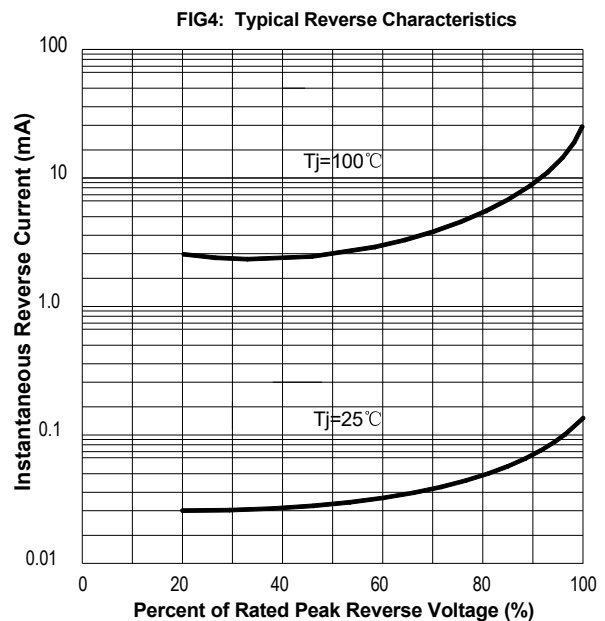
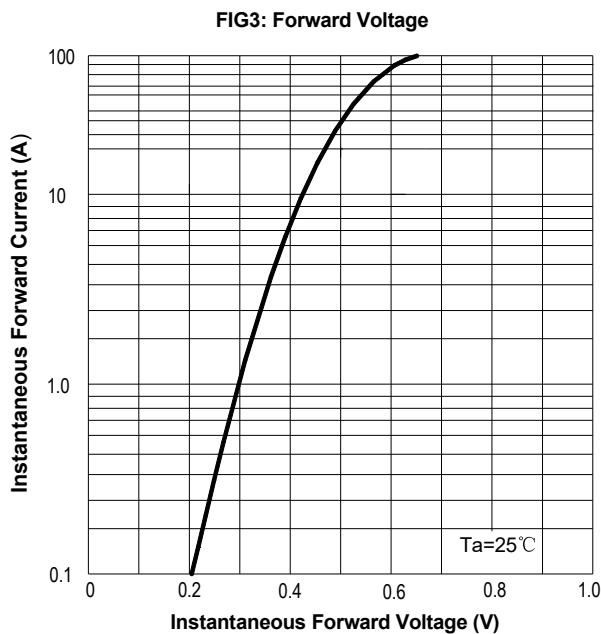
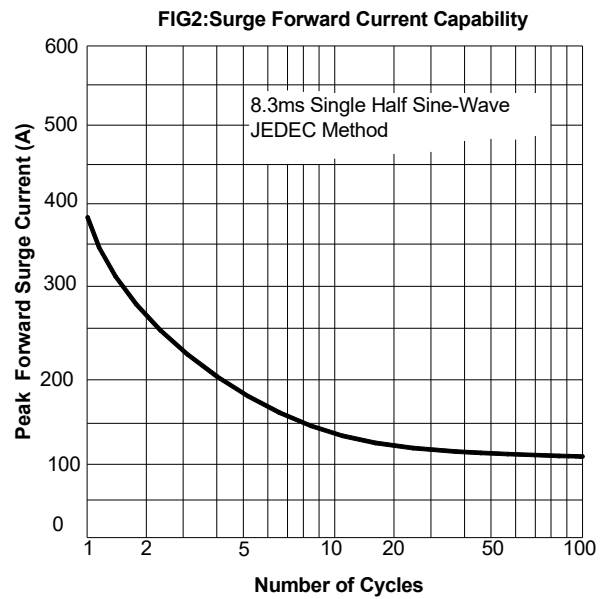
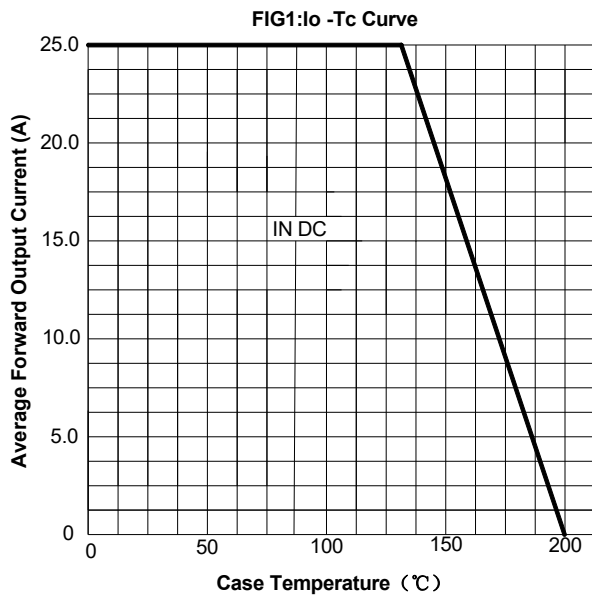
■ **THERMAL CHARACTERISTICS** (T_a=25°C Unless otherwise specified)

PARAMETER	SYMBOL	UNIT	25SQ045
Thermal Resistance Between junction and case	R _{θJ-C}	°C/W	2.5

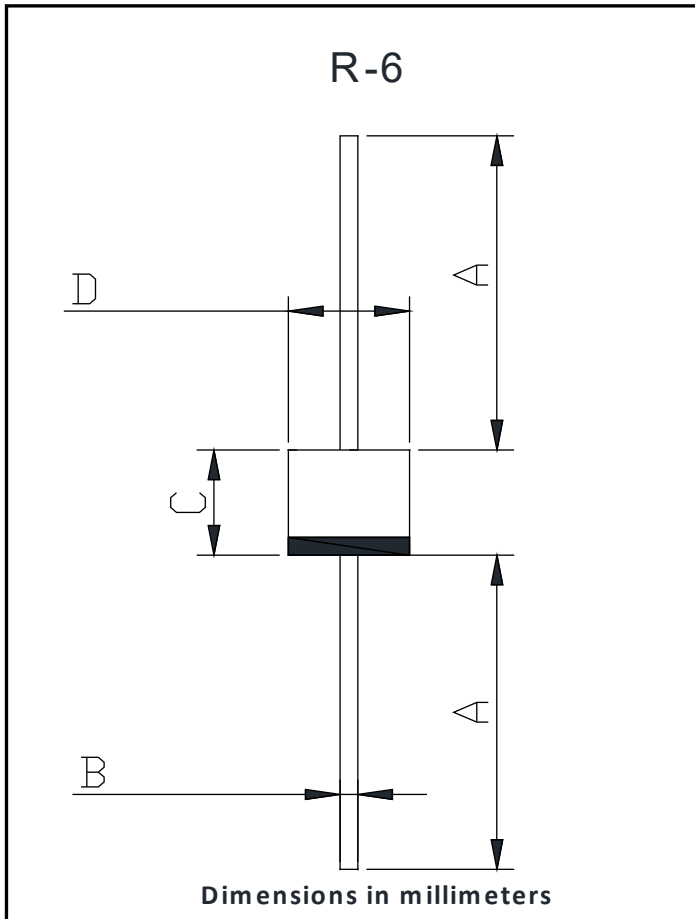
■ **PACKAGING INFORMATION**

PREFERRED P/N	UNIT WEIGHT(g)	MINIMUM PACKAGE(pcs)	INNER BOX QUANTITY(pcs)	OUTER CARTON QUANTITY(pcs)	DELIVERY MODE
25SQ045	Approximate 2.02	500	10	5000	Tape
25SQ045	Approximate 2.02	1000	4	4000	Reel

■ **CHARACTERISTICS (TYPICAL)**



■ **OUTLINE DIMENSIONS**



R-6		
Dim	Min	Max
A	25.4	/
B	1.2	1.3
C	8.6	9.1
D	8.6	9.1