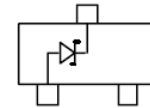


**FEATURES**

- Planar Die construction
- 300mW Power Dissipation
- Zener Voltages from 2.4V–39V
- RoHS compliant / Green EMC

Pin Configuration - Top View



**MAXIMUM RATINGS** ( $T_a=25^\circ\text{C}$  Unless otherwise specified)

Symbol	Parameter	Value	Units
$V_F$	Maximum Forward Voltage @ $I_F=10\text{mA}$	0.9	V
$P_{(AV)}$	Power Dissipation	300	mW
$T_J, T_{stg}$	Operating And Storage Temperature	-55 to 150	$^\circ\text{C}$
$I_{FSM}$	Peak Forward Surge Current	2.0	A
$T_{stg}$	Storage Temperature Range	-55 to 150	$^\circ\text{C}$
$R_j$	Thermal Resistance Junction to Ambient	417	$^\circ\text{C/W}$

**ELECTRICAL CHARACTERISTICS** ( $T_a=25^\circ\text{C}$  Unless otherwise specified)

Type Number	Marking Code	Zener Voltage Range			Test Currents	Maximum Zener Impedance		Maximum Reverse Leakage Current	
		$V_Z@I_{ZT}$			$I_{ZT}$	$Z_{ZT}$	$Z_{ZK}@I_{ZK}=0.25$	$I_R$	@ $V_R$
		Nom(V)	Min(V)	Max(V)	mA	$\Omega$		$\mu\text{A}$	V
MMBZ5221B	KC1	2.4	2.28	2.52	20	30	1200	100	1.0
MMBZ5222B	KC2	2.5	2.38	2.63	20	30	1250	100	1.0
MMBZ5223B	KC3	2.7	2.57	2.84	20	30	1300	75	1.0
MMBZ5225B	KC5	3.0	2.85	3.15	20	30	1600	50	1.0
MMBZ5226B	KG1	3.3	3.14	3.47	20	28	1600	25	1.0
MMBZ5227B	KG2	3.6	3.42	3.78	20	24	1700	15	1.0
MMBZ5228B	KG3	3.9	3.71	4.10	20	23	1900	10	1.0
MMBZ5229B	KG4	4.3	4.09	4.52	20	22	2000	5.0	1.0
MMBZ5230B	KG5	4.7	4.47	4.94	20	19	1900	5.0	2.0
MMBZ5231B	KE1	5.1	4.85	5.36	20	17	1600	5.0	2.0

Type Number	Marking Code	Zener Voltage Range			Test Currents	Maximum Zener Impedance		Maximum Reverse Leakage Current	
		Vz@IzT			IzT	ZzT	Zzk@Izk=0.25	IR	@VR
		Nom(V)	Min(V)	Max(V)	mA	Ω		uA	V
MMBZ5232B	KE2	5.6	5.32	5.88	20	11	1600	5.0	3.0
MMBZ5233B	KE3	6.0	5.70	6.30	20	7	1600	5.0	3.5
MMBZ5234B	KE4	6.2	5.89	6.51	20	7	1000	5.0	4.0
MMBZ5235B	KE5	6.8	6.46	7.14	20	5	750	3.0	5.0
MMBZ5236B	KF1	7.5	7.13	7.88	20	6	500	3.0	6.0
MMBZ5237B	KF2	8.2	7.79	8.61	20	8	500	3.0	6.5
MMBZ5238B	KF3	8.7	8.27	9.14	20	8	600	3.0	6.5
MMBZ5239B	KF4	9.1	8.65	9.56	20	10	600	3.0	7.0
MMBZ5240B	KF5	10	9.50	10.50	20	17	600	3.0	8.0
MMBZ5241B	KH1	11	10.45	11.55	20	22	600	2.0	8.4
MMBZ5242B	KH2	12	11.40	12.60	20	30	600	1.0	9.1
MMBZ5243B	KH3	13	12.35	13.65	9.5	13	600	0.5	9.9
MMBZ5244B	KH4	14	13.30	14.70	9.0	15	600	0.1	10
MMBZ5245B	KH5	15	14.25	15.75	8.5	16	600	0.1	11
MMBZ5246B	KJ1	16	15.20	16.80	7.8	17	600	0.1	12
MMBZ5247B	KJ2	17	16.15	17.85	7.4	19	600	0.1	13
MMBZ5248B	KJ3	18	17.10	18.90	7.0	21	600	0.1	14
MMBZ5249B	KJ4	19	18.05	19.95	6.6	23	600	0.1	14
MMBZ5250B	KJ5	20	19.00	21.00	6.2	25	600	0.1	15
MMBZ5251B	KK1	22	20.90	23.10	5.6	29	600	0.1	17
MMBZ5252B	KK2	24	22.80	25.20	5.2	33	600	0.1	18
MMBZ5253B	KK3	25	23.75	26.25	5.0	35	600	0.1	19
MMBZ5254B	KK4	27	25.65	28.35	5.0	41	600	0.1	21
MMBZ5255B	KK5	28	26.60	29.40	4.5	44	600	0.1	21
MMBZ5256B	KM1	30	28.50	31.50	4.2	49	600	0.1	23
MMBZ5257B	KM2	33	31.35	34.65	3.8	58	700	0.1	25
MMBZ5258B	KM3	36	34.20	37.80	3.4	70	700	0.1	27
MMBZ5259B	KM4	39	37.05	40.95	3.2	80	800	0.1	30

■ **CHARACTERISTICS (TYPICAL)**

Fig.1 - Power Derating Curve

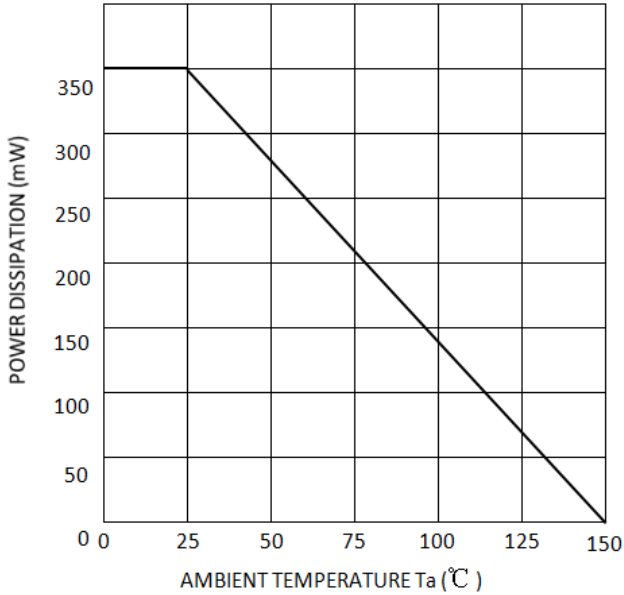


Fig. 2 - Typical Zener Breakdown Characteristics

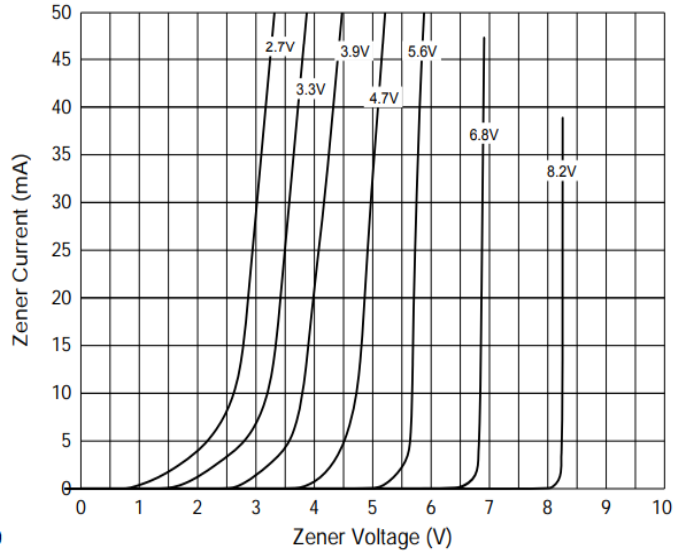


Fig. 3 - Typical Zener Breakdown Characteristics

