

FEATURES

- UL recognition file number E230084
- Universal 3-way terminals: snap-on, wire wrap-around, or PCB mounting
- High surge current capability
- Low thermal resistance
- Solder dip 275 °C max. 7 s, per JESD 22-B106

TYPICAL APPLICATIONS

General purpose use in AC/DC bridge full wave rectification for power supply, home appliances, office equipment, industrial automation applications.

MECHANICAL DATA

- Package : KBPC, KBPC-W
Molding compound meets UL 94 V-0 flammability rating, RoHS- compliant
- Terminals : Tin plated leads, solderable per J-STD-002 and JESD22-B102
Suffix letter "W" added to indicate wire leads(e.g. KBPC2510W)

MAXIMUM RATINGS (Ta=25°C Unless otherwise specified)

PARAMETER	SYMBOL	UNIT	KBPC25005	KBPC2501	KBPC2502	KBPC2504	KBPC2506	KBPC2508	KBPC2510
Device marking code			KBPC25005	KBPC2501	KBPC2502	KBPC2504	KBPC2506	KBPC2508	KBPC2510
Repetitive Peak Reverse Voltage	VRRM	V	50	100	200	400	600	800	1000
Average Rectified Output Current @60Hz sine Wave, R-load, With heatsink, Tc=55°C	IO	A	25						
Surge(Non-repetitive)Forward Current @60Hz Half- sine Wave, 1 cycle, Ta=25°C	IFSM	A	400						
Current Squared Time @1ms≤t≤8.3ms Tj=25°C, Rating of per diode	I ² t	A ² S	660						
Storage Temperature	Tstg	°C	-55 ~+150						
Junction Temperature	Tj	°C	-55 ~+150						
Dielectric Strength, Terminals to case, AC 1 minute	Vdis	KV	2.5						
Mounting Torque	TOR	kg·cm	10						

ELECTRICAL CHARACTERISTICS (Ta=25°C Unless otherwise specified)

PARAMETER	SYMBOL	UNIT	TEST CONDITIONS	KBPC25005	KBPC2501	KBPC2502	KBPC2504	KBPC2506	KBPC2508	KBPC2510
Maximum instantaneous forward voltage drop per diode	VFM	V	IFM=12.5A	1.1						
Maximum DC reverse current at rated DC blocking voltage per diode	IRRM	µA	VRM=VRRM	10						

THERMAL CHARACTERISTICS (Ta=25°C Unless otherwise specified)

PARAMETER	SYMBOL	UNIT	KBPC25005	KBPC2501	KBPC2502	KBPC2504	KBPC2506	KBPC2508	KBPC2510
Thermal Resistance Between junction and case, With heatsink	Rθ J-C	°C/W	2.2						

■ **PACKAGING INFORMATION**

PREFERRED P/N	PACKAGE CODE	UNIT WEIGHT(g)	MINIMUM PACKAGE(pcs)	INNER BOX QUANTITY(pcs)	OUTER CARTON QUANTITY(pcs)	DELIVERY MODE
KBPC25005~KBPC2510	A1	Approximate 24.5	50	50	500	Paper Box
KBPC25005W~KBPC2510W	A1	Approximate 22.5	50	50	500	Paper Box

■ **CHARACTERISTICS (TYPICAL)**

FIG1:Io-Tc Curve

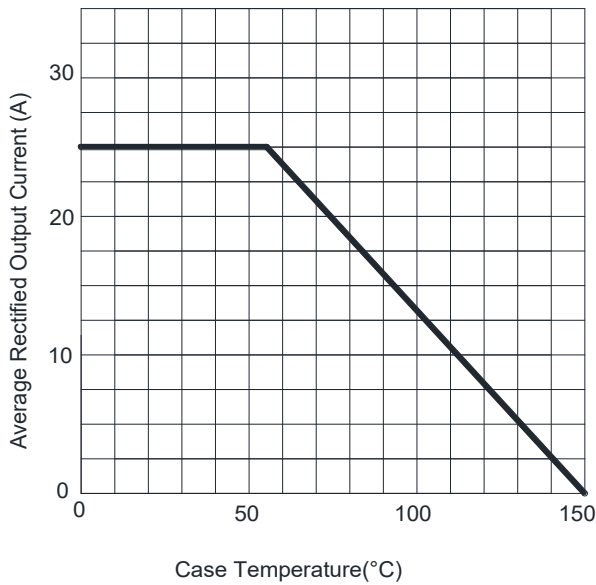


FIG2:Surge Forward Current Capability

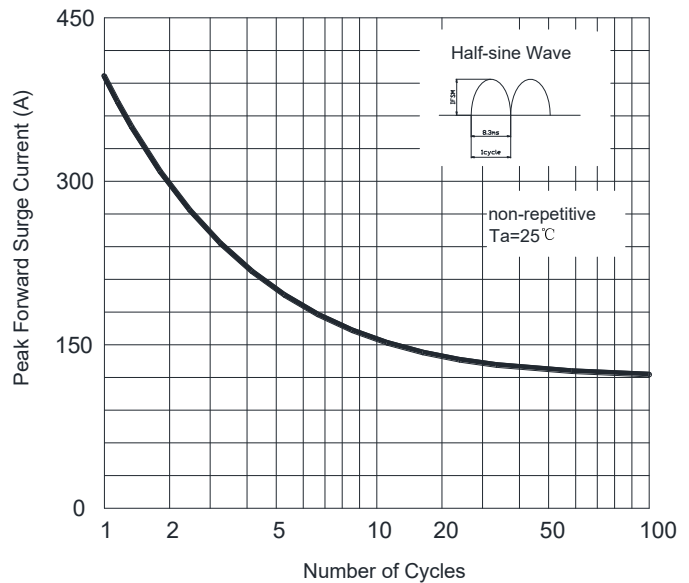


FIG3:Instantaneous Forward Voltage

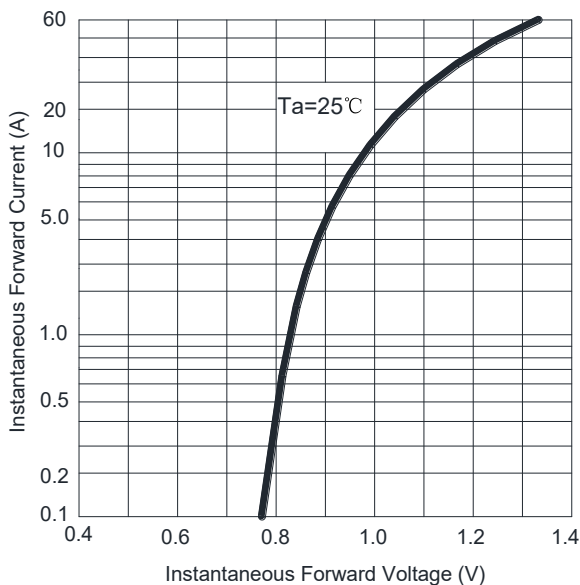
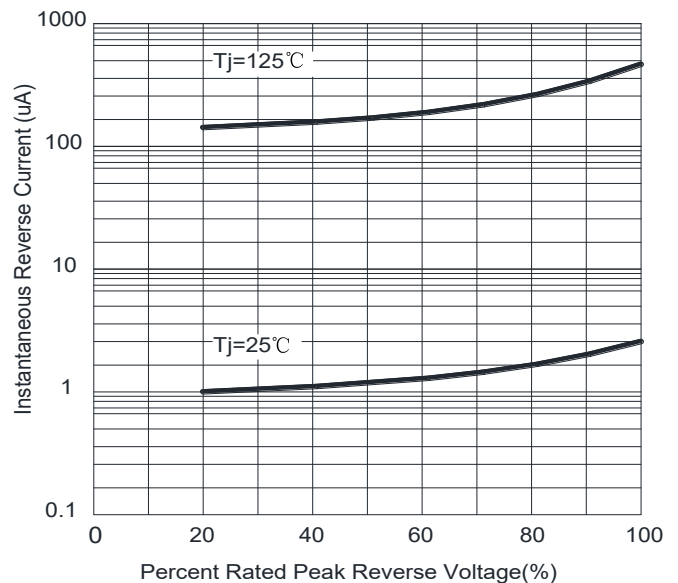
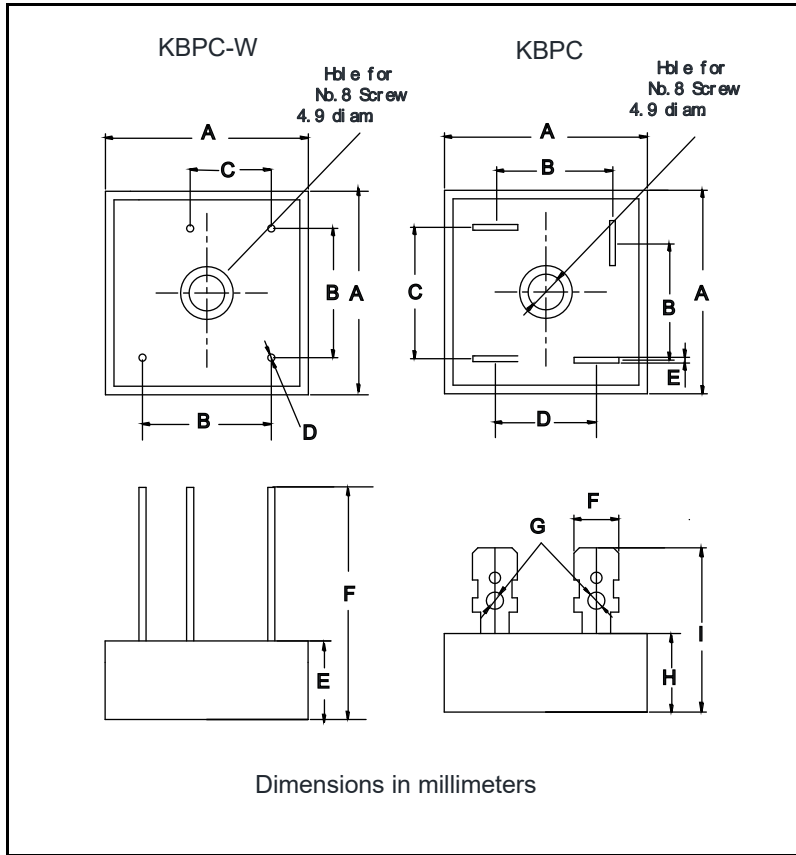


FIG4:Typical Reverse Characteristics



■ **OUTLINE DIMENSIONS**



KBPC-W		
Dim	Min	Max
A	28.2	28.8
B	17.1	19.1
C	10.4	12.4
D	0.95	1.05
E	10.8	11.2
F	30	

KBPC		
Dim	Min	Max
A	28.2	28.8
B	15.3	17.3
C	17.1	19.1
D	13.2	15.2
E	0.75	0.85
F	6.2	6.4
G	2.3	2.5
H	10.8	11.2
I	19	