

■ FEATURES

- UL recognition, file #E230084
- Glass passivated chip
- High surge current capability
- Low thermal resistance
- Solder dip 275 °C max. 7 s, per JESD 22-B106

■ TYPICAL APPLICATIONS

General purpose use in AC/DC bridge full wave rectification for power supply, home appliances, office equipment, industrial automation applications.

■ MECHANICAL DATA

- **Package:** SKBPC
Molding compound meets UL 94 V-0 flammability rating, RoHS-compliant
- **Terminals:** Tin plated leads, solderable per J-STD-002 and JESD22-B10

■ MAXIMUM RATINGS (T_a=25°C Unless otherwise specified)

PARAMETER	SYMBOL	UNIT	SKBPC1504	SKBPC1506	SKBPC1508	SKBPC1510	SKBPC1512	SKBPC1514	SKBPC1516
Device marking code			SKBPC1504	SKBPC1506	SKBPC1508	SKBPC1510	SKBPC1512	SKBPC1514	SKBPC1516
Repetitive Peak Reverse Voltage	V _{RRM}	V	400	600	800	1000	1200	1400	1600
Average Rectified Output Current @60Hz sine wave, R-load, With heatsink T _c =55°C	I _O	A	15						
Surge(Non-repetitive)Forward Current @60HZ Half- sine Wave, 1 cycle, T _a =25°C	I _{FSM}	A	300						
Current Squared Time @1ms≤t<8.3ms T _j =25°C, Rating of per diode	I ² t	A ² S	375						
Storage Temperature	T _{stg}	°C	-55 ~+150						
Junction Temperature	T _j	°C	-55~+150						
Dielectric Strength, Terminals to case, AC 1 minute	V _{dis}	KV	2.5						
Mounting Torque	TOR	kg·cm	10						

■ ELECTRICAL CHARACTERISTICS (T_a=25°C Unless otherwise specified)

PARAMETER	SYMBOL	UNIT	TEST CONDITIONS	SKBPC1504~SKBPC1516
Maximum instantaneous forward voltage drop per diode	V _{FM}	V	I _{FM} =7.5A	1.2
Maximum DC reverse current at rated DC blocking voltage per diode	I _{RRM}	μA	V _{RM} =V _{RRM}	10

■ THERMAL CHARACTERISTICS (T_a=25°C Unless otherwise specified)

PARAMETER	SYMBOL	UNIT	SKBPC1504~SKBPC1516
Thermal Resistance Between junction and case, With heatsink	R _{θJ-C}	°C/W	3.0

■ **PACKAGING INFORMATION**

PREFERRED P/N	PACKAGE CODE	UNIT WEIGHT(g)	MINIMUM PACKAGE(pcs)	INNER BOX QUANTITY(pcs)	OUTER CARTON QUANTITY(pcs)	DELIVERY MODE
SKBPC1504~SKBPC1516	A1	Approximate 19	50	50	500	Paper Box

■ **CHARACTERISTICS (TYPICAL)**

FIG1:Io-Tc Curve

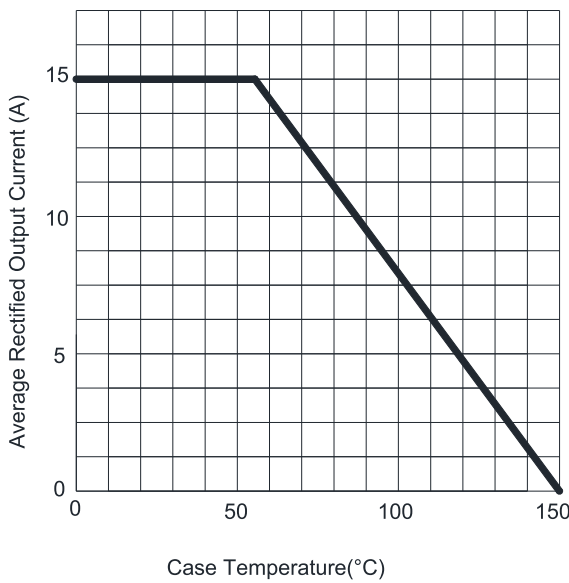


FIG2:Surge Forward Current Capability

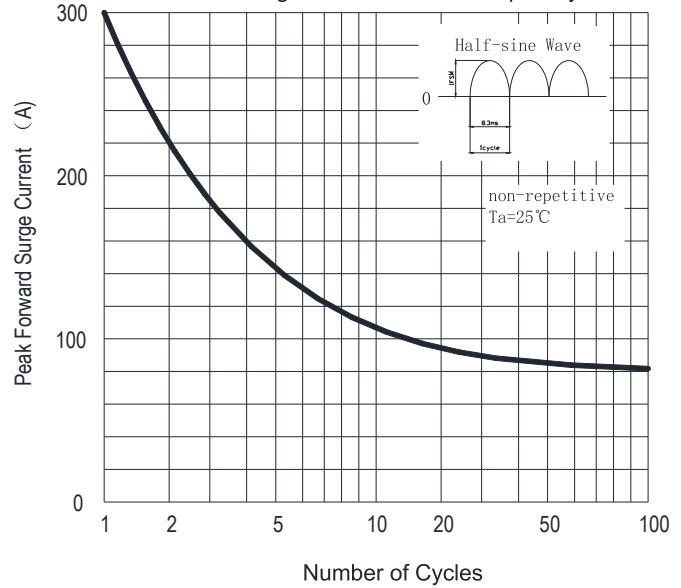


FIG3:Instantaneous Forward Voltage

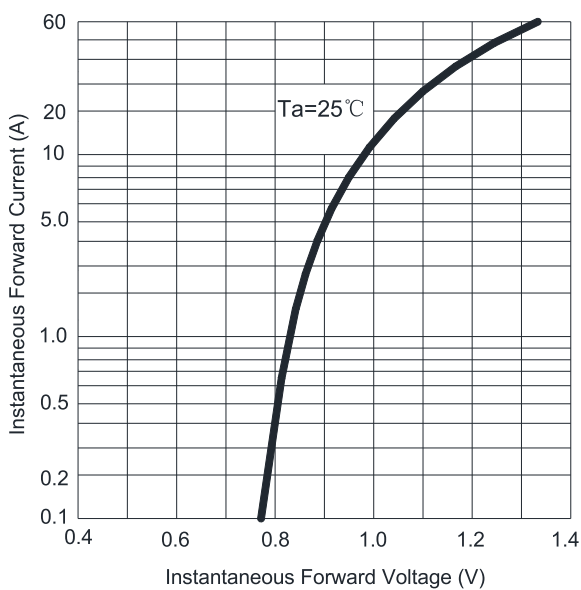
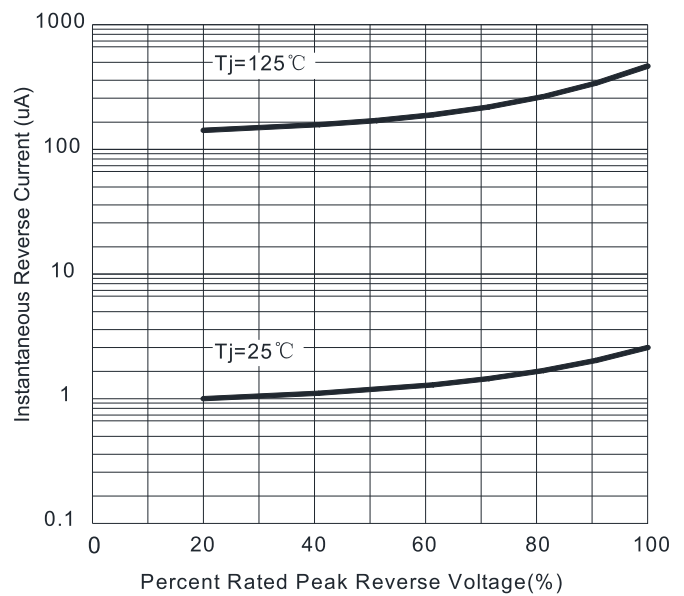
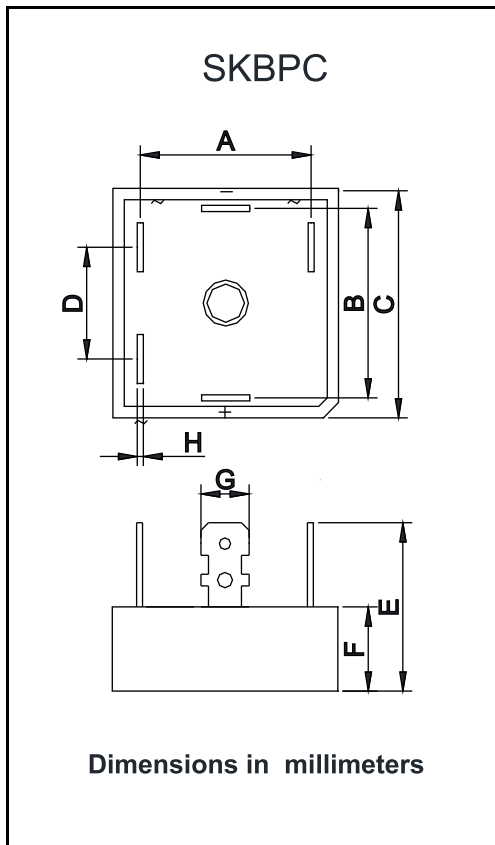


FIG4:Typical Reverse Characteristics



■ **OUTLINE DIMENSIONS**



SKBPC		
Dim	Min	Max
A	23.1	24.1
B	23.1	24.1
C	28.2	28.8
D	16	17
E	/	25
F	10.8	11.2
G	6.2	6.4
H	0.75	0.85

Dimensions in millimeters