

■ **FEATURES**

- Epoxy meets UL-94 V-0 flammability rating
- Moisture Sensitivity Level 1
- Fast switching speed
- High Conductance
- Surface mount package ideally Suited for Automatic Insertion

■ **MECHANICAL DATA**

- **Package:** SOT-323
- **Terminals:** Tin plated leads, solderable per J-STD-002 and JESD22-B10
- **Marking:** KJA

■ **MAXIMUM RATINGS** ($T_a=25^{\circ}\text{C}$ Unless otherwise specified)

Item	Symbol	Unit	Value
Peak Reverse Voltage	V_{RRM}	V	100
Reverse Voltage	V_R	V	75
Average forward current	I_{FAV}	mA	150
Repetitive peak forward current	I_{FRM}	mA	300
Non-Repetitive peak forward surge current @ $t=8.3\text{ms}$	I_{FSM}	A	2
Thermal Resistance from Junction to Ambient	$R_{\theta JA}$	$^{\circ}\text{C}/\text{W}$	625
Power dissipation	P_d	mW	200
Operation Junction Temperature	T_J	$^{\circ}\text{C}$	-55 to +150
Storage Temperature	T_{STG}	$^{\circ}\text{C}$	-55 to +150

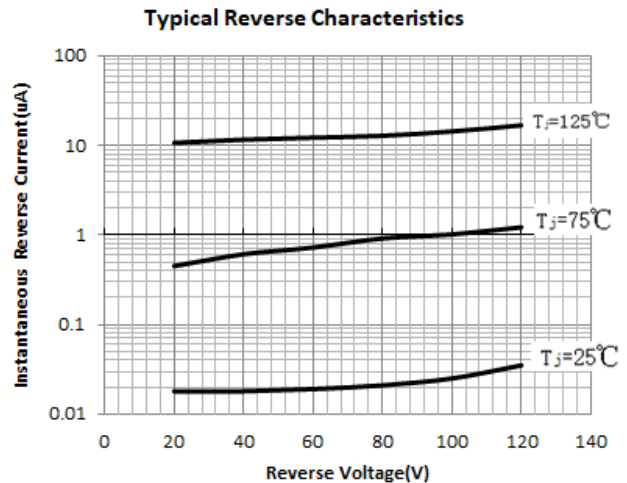
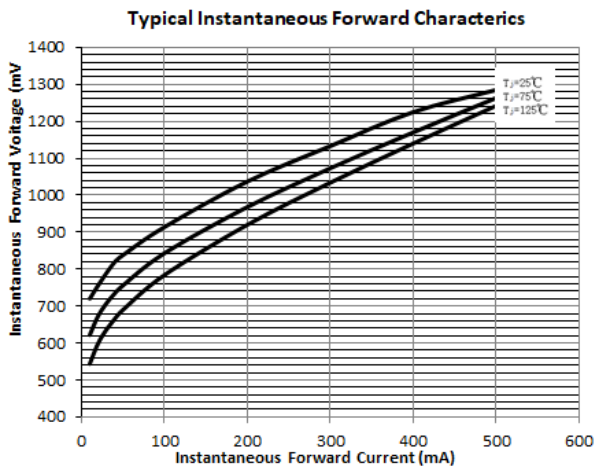
■ **PACKAGING INFORMATION**

Preferred P/N	Packing Code	Unit Weight(G)	Minimum Package(Pcs)	Inner Box Quantity(Pcs)	Outer Carton Quantity(Pcs)	Delivery Mode
BAV70WT	F2	Approximate 0.005	3000	30000	120000	7" reel

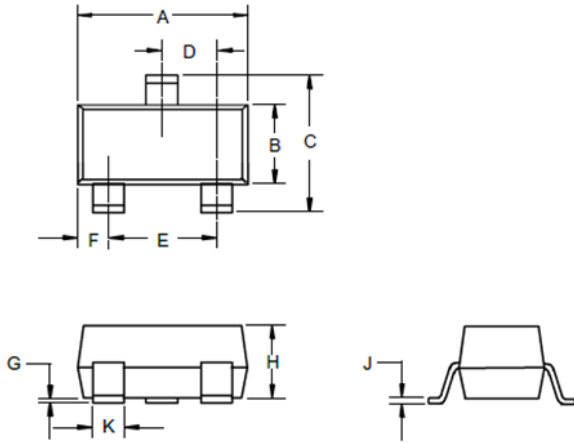
■ **ELECTRICAL CHARACTERISTICS** ($T_a=25^\circ\text{C}$ Unless otherwise specified)

Item	Symbol	Unit	Conditions	Value
Reverse Voltage	V_R	V	$I_R=100\mu\text{A}$	75
Maximum Instantaneous Forward Voltage	V_F	V	$I_F=1\text{mA}$	0.715
			$I_F=10\text{mA}$	0.855
			$I_F=50\text{mA}$	1.0
			$I_F=150\text{mA}$	1.25
Maximum DC Reverse Current	I_R	μA	$V_R=75\text{V}$	2.5
Typical Junction Capacitance	C_J	pF	$f=1.0\text{MHz}$, $V_R=0\text{V}$	2
Reverse Recovery Time	T_{rr}	ns	$I_F=I_R=10\text{mA}$ $I_{rr}=0.1 \cdot I_R$, $R_L=100\Omega$	4

■ **CHARACTERISTICS (TYPICAL)**



■ **SOT-323 PACKAGE OUTLINE DIMENSIONS**



DIMENSIONS					
DIM	INCHES		MM		NOTE
	MIN	MAX	MIN	MAX	
A	.071	.087	1.80	2.20	
B	.045	.053	1.15	1.35	
C	.083	.096	2.10	2.45	
D	.026 Nominal		0.65Nominal		
E	.047	.055	1.20	1.40	
F	.012	.016	.30	.40	
G	.000	.004	.000	.100	
H	.035	.039	.90	1.00	
J	.004	.010	.100	.250	
K	.006	.016	.15	.40	

■ **SOT-323 SUGGESTED PAD LAYOUT**

