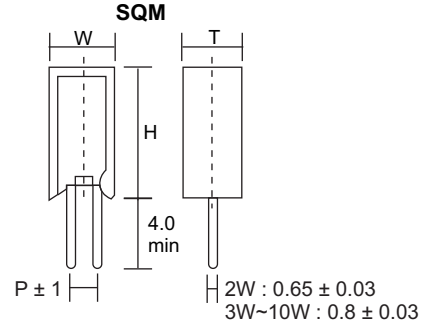


INTRODUCTION

Cement-Box type resistors offer a choice of resistive elements inside a white flameproof cement box. In addition to being flameproof, these resistors are also non-corrosive and humidity proof. The available resistive elements are:

- SQ ____ - Standard wire wound (all welded construction)
- MSQ ____ - Metal oxide core (low inductance, high resistance)
- NSQ ____ - Non-Inductively wound (Ayrton-Perry Method, all welded construction)

- Operating temperature range
- Wire wound : -55°C ~ + 155°C
 - Metal oxide : -30°C ~ + 155°C

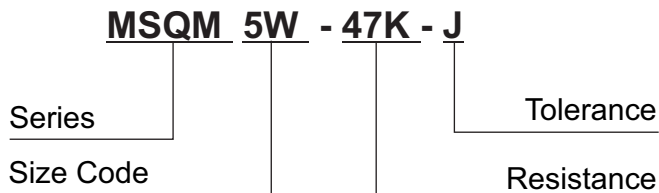


DIMENSION (mm) & RESISTANCE RANGE

Series	Dimension (mm)				Resistance Range		Max. Working Voltage (V)
	W ± 1	T ± 1	H ± 0.5	P ± 1	Wire Wound	Metal Oxide	
					SQ_	MSQ_	
SQM2W	11.5	7.5	20	5	0.1Ω ~ 50Ω	50Ω ~ 50KΩ	150V
SQM3W	12	8.5	25	5	0.1Ω ~ 50Ω	50Ω ~ 50KΩ	300V
SQM5W	13	9	25	5	0.1Ω ~ 50Ω	50Ω ~ 50KΩ	350V
SQM7W	13	9	39	5	0.1Ω ~ 100Ω	100Ω ~ 47KΩ	500V
SQM10W	13	9	51	5	0.1Ω ~ 100Ω	100Ω ~ 47KΩ	750V
SQM10WS	16	12	35	7.5	0.1Ω ~ 100Ω	100Ω ~ 47KΩ	750V

- Resistance Range for standard resistance, below or over this resistance range on request.
- Non-inductive type up 50Ω only

PART NUMBER EXAMPLE



RESISTANCE RANGE

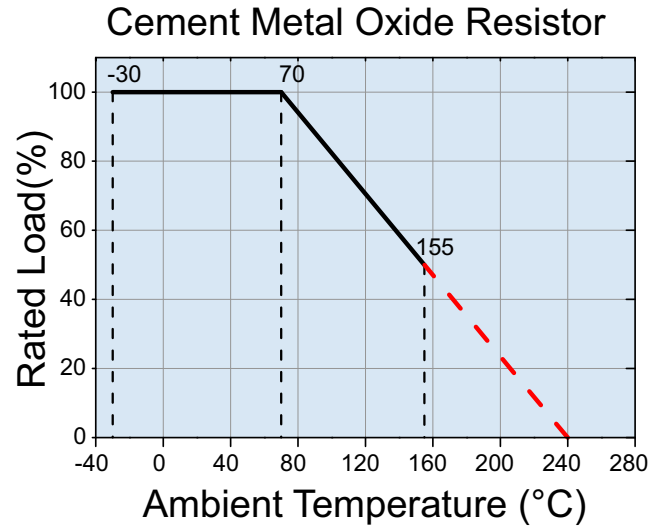
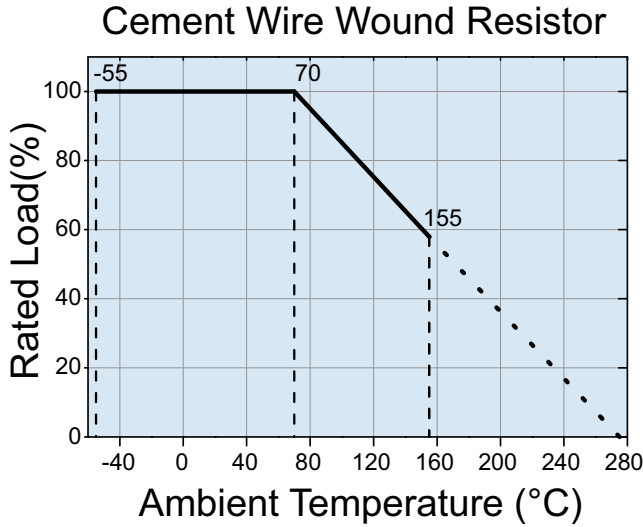
Ohms	0.22	2.0	22	220	2.2K	22K
Code	0R22	2R0	22R	220R	2K2	22K

TOLERANCE other tolerance on request

Tolerance	± 1%	± 2%	± 5%	± 10%
Code	F	G	J	K

NOTE: All Specifications subject to change without notice.

■ **POWER DERATING CURVE**



■ **ELECTRICAL CHARACTERISTICS**

Test Items	Method	Wire Wound	Metal Oxide
Short Time Overload	JIS-C-5202 5.5 10 times RCWV for 5 seconds	±(2%+0.05Ω)	±(0.25%+0.05Ω)
Temperature Coefficient	Resistance value at room temperature and room temperature +100°C	±400ppm	±200ppm
Load Life	JIS-C-5202 7.10 70°C at RCWV for 1000hrs (1.5hrs on; 0.5hrs off)	±(5%+0.05Ω)	±(1.5%+0.05Ω)
Load Life in Humidity	JIS-C-5202 7.9 40 ± 2°C, 90~95% RH at RCWV for 1000 hrs (1.5hrs on ; 0.5hr off)	±(5%+0.05Ω)	±(1.5%+0.05Ω)
Solder Ability	JIS-C-5202 6.5 235 ± 5°C for 2 ± 0.5 seconds	95% min. Coverage	95% min. Coverage
Pulse Overload	JIS-C-5202 5.8	Max. 1500V	Max. 1500V
	4 times RCWV for 10,000 cycles (1 sec. on; 25 secs. Off)	±(1%+0.05Ω)	±(1%+0.05Ω)
Dielectric Withstanding Voltage		Max. 1000V	Max. 1000V

Rated continuous Working Voltage (RCWV) = $\sqrt{POWER.RATING.* RESISTANCE.VALUE}$

NOTE: All Specifications subject to change without notice.