

■ **FEATURES**

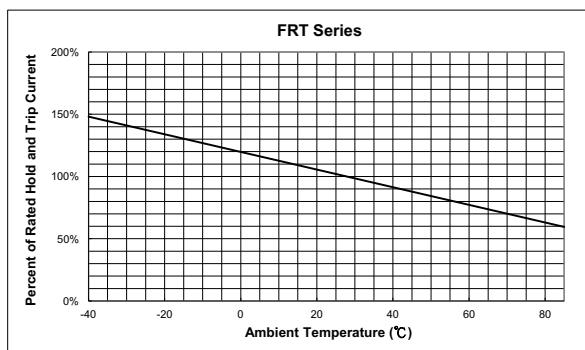
- Applications : IEEE 1394 Fire Wire, Computers & Consumer electronics
- Product Features : Fast trip time, Lower Trip-to-hold Ratio
- Operation Current : 0.5A ~ 2.50A
- Maximum Voltage : 36Vdc
- Temperature Range : -40°C to 85°C

■ **AGENCY RECOGNITION**

Made for RFE by UL shop Fuzetec

- UL (E211981)
- C-UL (E211981)
- TÜV (R50004084)

■ **THERMAL DERATING CURVE**



■ **ELECTRICAL CHARACTERISTICS (23°C)**

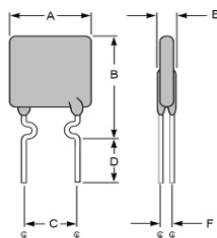
Part Number	Hold Current I _H , A	Trip Current I _T , A	Max Time to Trip at 5xI _H , Sec	Maximum Current I _{MAX} , A	Rated Voltage V _{MAX} , Vdc	Typical Power P _d , W	Resistance Tolerance	
							R _{MIN} OHMS	R _{1MAX} OHMS
FRT050-33F	0.50	1.00	5.0	40	36	0.67	0.14	0.448
FRT075-33F	0.75	1.50	4.0	40	36	0.71	0.12	0.368
FRT090-33F	0.90	1.80	3.5	40	36	0.74	0.09	0.288
FRT130-33F	1.20	2.30	3.5	40	36	0.78	0.07	0.180
FRT135-33F	1.35	2.50	4.5	40	36	0.84	0.06	0.143
FRT160-33F	1.60	2.75	4.5	40	36	0.86	0.04	0.131
FRT190-33F	1.90	3.00	3.5	40	36	0.90	0.05	0.092
FRT220-33F	2.20	3.50	6.5	40	36	0.95	0.03	0.080
FRT250-33F	2.50	4.00	8.0	40	36	0.99	0.02	0.064

I_H=Hold current-maximum current at which the device will not trip at 23°C still air.
 I_T=Trip current-maximum current at which the device will always trip at 23°C still air.
 V_{MAX}=Maximum voltage device can withstand without damage at its rated current.
 I_{MAX}=Maximum fault current device can withstand without damage at rated voltage (V_{MAX}).
 P_d=Typical power dissipated from device when in the tripped state in 23°C still air environment.
 R_{MIN}=Minimum device resistance at 23°C.
 R_{1MAX}=Maximum device resistance at 23°C, 1 hour after tripping.

Physical specifications:
 Lead material: Tin plated copper, 24 AWG.
 Soldering characteristics: MIL-STD-202, Method 208E.
 Insulating coating: Flame retardant epoxy, meet UL-94V-0 requirement.

NOTE: All Specifications subject to change without notice.

■ **DIMENSIONS (mm)**

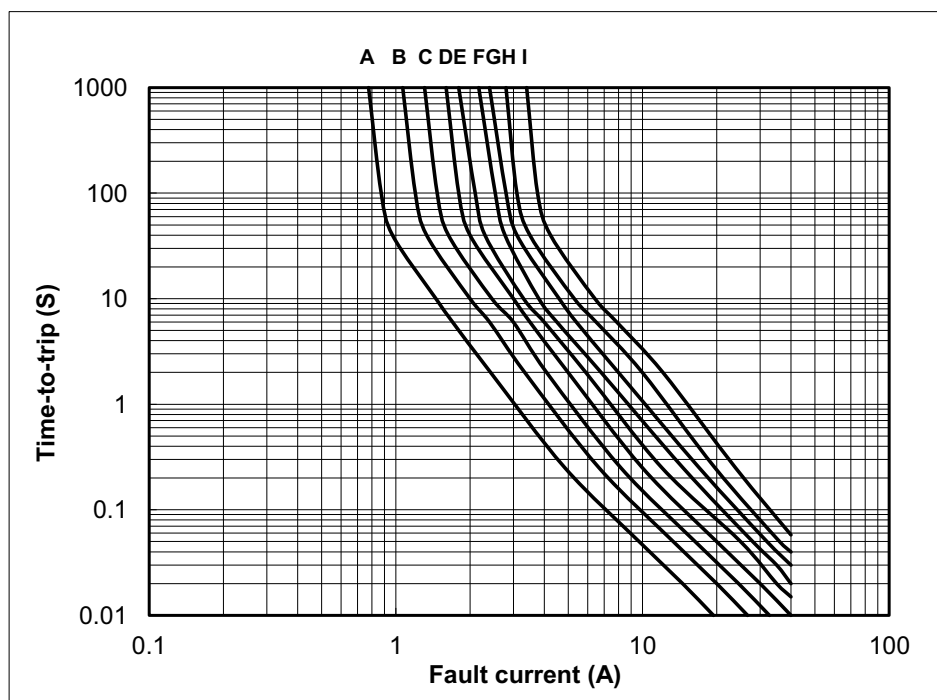


Lead Size: 24AWG,
φ 0.51 mm Diameter

Part Number	A	B	C	D	E	F
	Maximum	Maximum	Typical	Minimum	Maximum	Typical
FRT050-33F	7.4	12.2	5.1	7.6	3.0	1.1
FRT075-33F	7.4	12.2	5.1	7.6	3.0	1.1
FRT090-33F	7.4	12.2	5.1	7.6	3.0	1.1
FRT120-33F	7.4	12.2	5.1	7.6	3.0	1.1
FRT135-33F	7.4	14.2	5.1	7.6	3.0	1.1
FRT160-33F	7.4	14.0	5.1	7.6	3.0	1.1
FRT190-33F	9.0	13.5	5.1	7.6	3.0	1.1
FRT220-33F	10.0	17.0	5.1	7.6	3.0	1.1
FRT250-33F	10.0	19.5	5.1	7.6	3.0	1.1

■ **TYPICAL TIME-TO-TRIP AT 23°C**

- A= FRT050-33F**
- B= FRT075-33F**
- C= FRT090-33F**
- D= FRT120-33F**
- E= FRT135-33F**
- F= FRT160-33F**
- G= FRT190-33F**
- H= FRT220-33F**
- I= FRT250-33F**



NOTE: All Specifications subject to change without notice.