

■ **FEATURES**

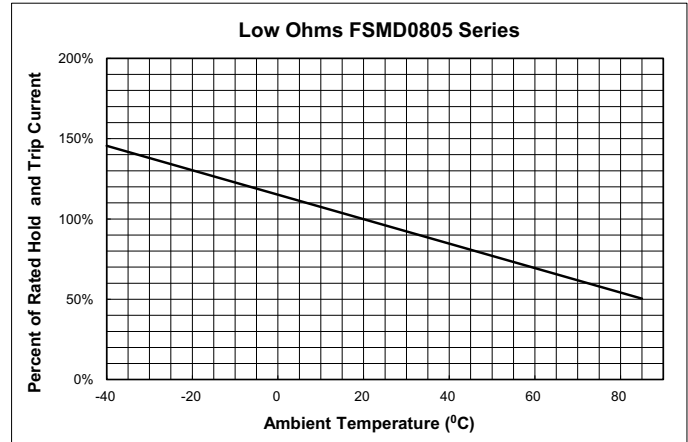
- Applications : All high-density boards
- Product Features : Faster time to trip and Lower resistnace than standard SMD devices
- Operation Current: 0.75A ~ 3.50A
- Maximum Voltage: 6Vdc
- Temperature Range: -40°C to 85°C

■ **AGENCY RECOGNITION**

Made for RFE by UL shop Fuzetec

- UL (E211981)
- C-UL (E211981)
- TÜV (R50090556)

■ **THERMAL DERATING CURVE**



■ **ELECTRICAL CHARACTERISTICS (23°C)**

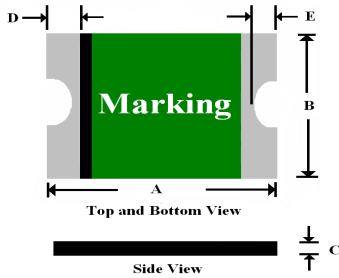
Part Number	Hold Current	Trip Current	Rated Voltage	Maximum Current	Typical Power	Max. Time to Trip		Resistance	
						Current	Time	R min	R1 max
	I _H , A	I _T , A	V _{MAX} , Vdc	I _{MAX} , A	P _d , W			Ohms	Ohms
FSMD075-0805RZ	0.75	1.50	6	100	0.6	8.0	0.20	0.040	0.160
FSMD110-0805RZ	1.10	1.80	6	100	0.6	8.0	0.30	0.030	0.130
FSMD125-0805RZ	1.25	2.50	6	100	0.6	8.0	0.30	0.025	0.110
FSMD150-0805RZ	1.50	3.00	6	100	0.6	8.0	0.30	0.015	0.065
FSMD175-0805RZ	1.75	3.50	6	100	0.6	8.0	0.60	0.005	0.055
FSMD200-0805RZ	2.00	4.00	6	100	0.6	8.0	1.00	0.005	0.045
FSMD260-0805RZ	2.60	5.20	6	100	0.6	8.0	4.00	0.003	0.035
FSMD300-0805RZ	3.00	7.00	6	100	0.6	8.0	5.00	0.003	0.030
FSMD350-0805RZ	3.50	7.00	6	100	0.6	8.0	6.00	0.002	0.025

I_H=Hold current-maximum current at which the device will not trip at 23°C still air.
 I_T=Trip current-maximum current at which the device will always trip at 23°C still air.
 V_{MAX}=Maximum voltage device can withstand without damage at its rated current.
 I_{MAX}=Maximum fault current device can withstand without damage at rated voltage (V_{MAX}).
 P_d=Typical power dissipated from device when in the tripped state in 23°C still air environment.
 R_{MIN}=Minimum device resistance at 23°C.
 R1_{MAX}=Maximum device resistance at 23°C measured 1 hour after tripping or reflow soldering of 260°C for 20 second.

Termination pad characteristics
 Termination pad materials: Pure Tin

NOTE: All Specifications subject to change without notice.

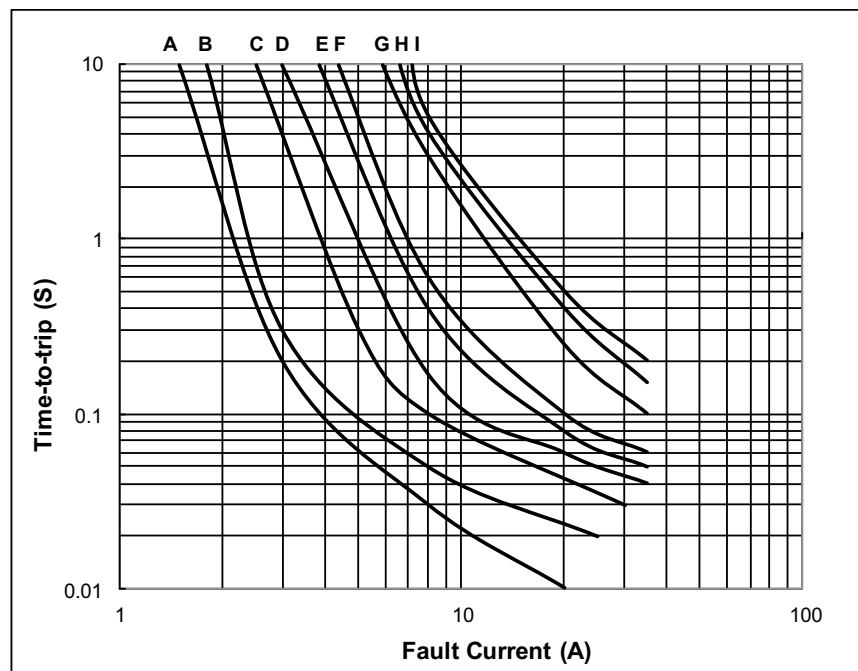
DIMENSIONS (mm)



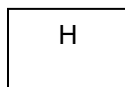
Part Number	A		B		C		D		E	
	Min	Max	Min	Max	Min	Max	Min	Max	Min	Max
FSMD075-0805RZ	2.00	2.20	1.20	1.50	0.30	0.70	0.20	0.60	0.10	0.45
FSMD110-0805RZ	2.00	2.20	1.20	1.50	0.30	0.70	0.20	0.60	0.10	0.45
FSMD125-0805RZ	2.00	2.20	1.20	1.50	0.30	0.70	0.20	0.60	0.10	0.45
FSMD150-0805RZ	2.00	2.20	1.20	1.50	0.30	0.70	0.20	0.60	0.10	0.45
FSMD175-0805RZ	2.00	2.20	1.20	1.50	0.30	0.70	0.20	0.60	0.10	0.45
FSMD200-0805RZ	2.00	2.20	1.20	1.50	0.30	0.70	0.20	0.60	0.10	0.45
FSMD260-0805RZ	2.00	2.20	1.20	1.50	0.60	1.40	0.20	0.60	0.10	0.45
FSMD300-0805RZ	2.00	2.20	1.20	1.50	0.60	1.40	0.20	0.60	0.10	0.45
FSMD350-0805RZ	2.00	2.20	1.20	1.50	0.60	1.40	0.20	0.60	0.10	0.45

TYPICAL TIME-TO-TRIP AT 23°C

- A = FSMD075-0805RZ
- B = FSMD110-0805RZ
- C = FSMD125-0805RZ
- D = FSMD150-0805RZ
- E = FSMD175-0805RZ
- F = FSMD200-0805RZ
- G = FSMD260-0805RZ
- H = FSMD300-0805RZ
- I = FSMD350-0805RZ



MARKING SYSTEM



Example



Part Identification

- F = FSMD075-0805RZ
- H = FSMD110-0805RZ
- I = FSMD125-0805RZ
- J = FSMD150-0805RZ
- K = FSMD175-0805RZ
- M = FSMD200-0805RZ
- Q = FSMD260-0805RZ
- S = FSMD300-0805RZ
- V = FSMD350-0805RZ

NOTE: All Specifications subject to change without notice.