

■ INTRODUCTION

The fusible resistor contains two functions in one package. It's a resistor under normal conditions and a fuse (with a predictable fusing time) when subjected to higher than normal current.

■ FEATURES

- High stability, accuracy, and reliability
- Noncombustible coating
- Uniform fusing time
- UL Recognized #E326227
- For film version, see FM Series

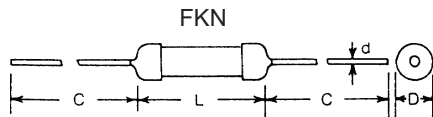
■ FUSING CHARACTERISTICS

FKN - S Type			
Power (Wattage)	Fusing Time (Seconds)		
	Min.	Nom.	Max.
16x	2	9	70
24x	0.8	5	35
36x	0.4	2	7
48x	0.2	0.7	4

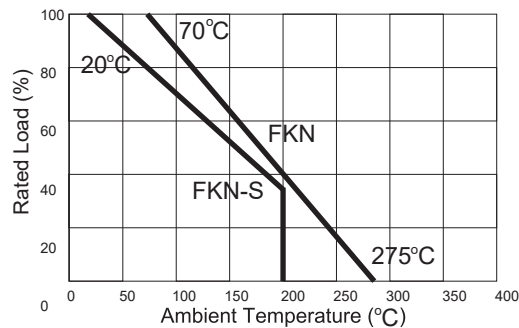
FKN Type			
Power (Wattage)	Fusing Time (Seconds)		
	Min.	Nom.	Max.
25x	0.028	1	80
55x	0.02	0.7	40
85x	0.018	0.6	28
130x	0.001	0.5	10

*For fusing times not listed, contact RFE for details.

■ SPECIFICATIONS



■ DERATING CURVE



Wattage	Type	Dimension (mm)				Resistance Range (Ω)	Max. Working Voltage	Dielectric Withstanding Voltage	Std. Tolerance ± %
		L ± 1.0	D ± 0.5	C ± 3	d ± 0.05				
1W	FKN1WS	6.8	2.6	28	0.65	0.1~200	250	250	5, 10
1W	FKN1W	9	4.0	28	0.65	0.1~500	500	350	5, 10
2W	FKN2WS	9	3.0	28	0.65	0.1~300	500	350	5, 10
2W	FKN2W	11	5.0	38	0.8	0.1~800	500	500	5, 10
3W	FKN3WS	11	5.0	23	0.8	0.1~800	1000	500	5, 10
3W	FKN3W	12	5.5	35	0.8	0.1~800	1000	500	5, 10

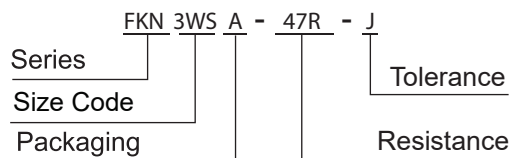
- Standard tolerance is 5% and 10% for values below 0.5Ω.

OEMed Asia Akita for RFE International, Inc.

■ ELECTRICAL PERFORMANCE

Test Items	Condition	Spec.
Operating Temperature	FKN-S FKN	-55°C ~ +200°C -55°C ~ +200°C
Resistance Temp. Coeff.	+30°C ~ +150°C	±300 ppm/°C
Short Time Overload	2.5X rated wattage for 5 sec.	±2%
Insulation Resistance	500V megger	1000M ohm
Temperature Cycle	-30°C to 85°C for 5 cycles	±1%
Load Life	70°C on-off cycle 1000 hrs	±5%
Moisture-Proof Load Life	40°C 95% RH on-off cycle for 1000 hrs	±5%
Resistance to soldering Heat	270°C ± 5°C / 10 ± Sec	±1%
Nonflammability	16 times of rated wattage for 5 min	no Flame

■ PART NUMBER EXAMPLE



■ PACKAGING

Packing Code	Description
A	Taped & Ammo
B	Loose (Bulk)
C	Cut & Form

■ RESISTANCE CODE

Ohms	0.22	2.0	22	220
Code	0R22	2R0	22R	220R

■ TOLERANCE

± %	5	10
Code	J	K

■ MARKING

Resistors use the EIA 4 band marking with a fifth black band denoting a fusible resistor.