

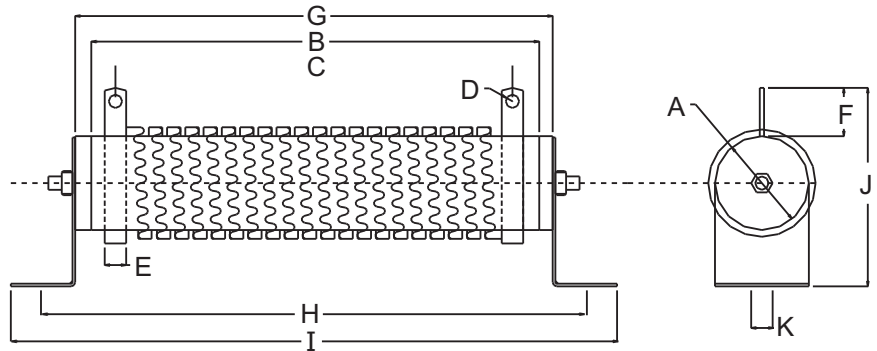
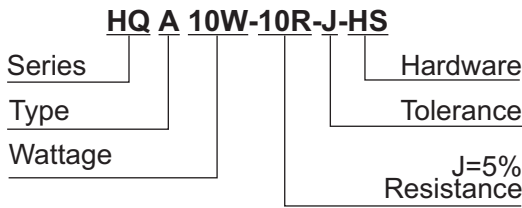
FEATURES

- Non-Flammable
- Ribbon Winding
- Low Resistance

- A type : Fixed Resistor
- B type : Fixed with a tap
- C type : Adjustable Tap

PART NUMBER EXAMPLE

- Hardware: HS = Screw in Bracket
- HP = Press in Bracket
- HX = Special
- Omit = No Hardware



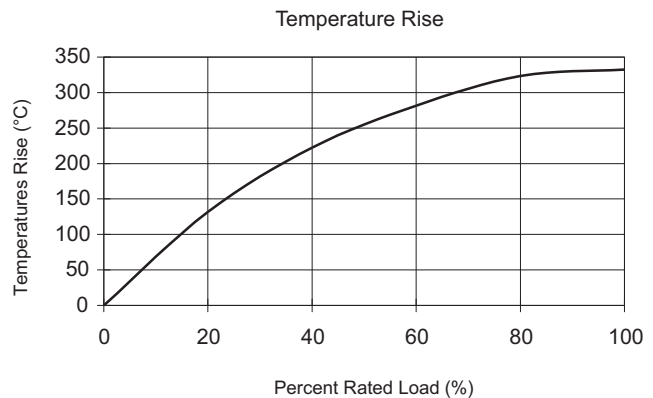
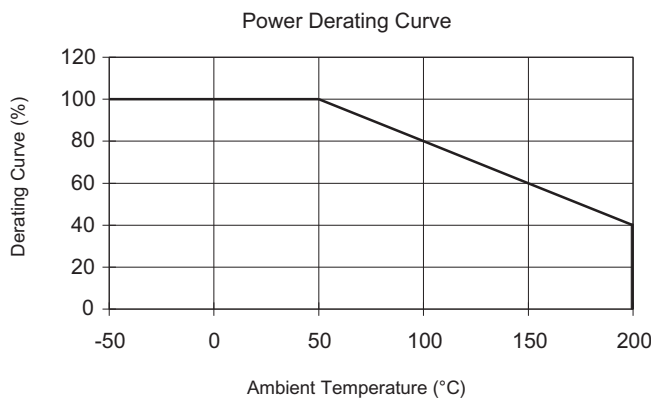
DIMENSION & RESISTANCE RANGE

Power Rating Watts	Dimensions (mm)											Resistance Range Ohms
	A±1	B±2	C±2	D±0.1	E±0.2	F±1	G±2	H±2	I±2	J±2	K±0.1	
75W	25	110	94	5.2	8	19	120	142	164	58	6	0.1 ~ 15
90W	28	90	72	5.2	8	17.6	101	125	145	60	6	0.1 ~ 20
120W	28	110	92	5.2	8	17.6	121	145	165	60	6	0.1 ~ 25
150W	28	140	122	5.2	8	17.6	151	175	195	60	6	0.1 ~ 30
180W	28	160	142	5.2	8	17.6	171	195	215	60	6	0.1 ~ 36
225W	28	195	177	5.2	8	17.6	206	230	250	60	6	0.1 ~ 40
240W	35	185	167	5.2	8	18	197	219	249	75	8	0.1 ~ 50
300W	35	210	190	5.2	8	18	222	244	274	75	8	0.3 ~ 60
375W	40	210	186	5.5	10	17.5	224	245	277	88.8	9	0.3 ~ 80
450W	40	260	241	5.5	10	17.5	273	294	327	88.8	9	0.3 ~ 90
600W	40	330	305	5.5	10	17.5	343	362	396	88.8	9	0.3 ~ 110
750W	50	330	298	6.4	12	25.5	346	367	400	99	10	0.3 ~ 130
900W	50	400	368	6.4	12	25.5	416	437	470	99	10	0.5 ~ 170
1000W	50	460	428	6.4	12	25.5	475	497	523	99	10	0.5 ~ 180
1200W	60	460	420	6.4	15	28	480	502	533	112	10	0.5 ~ 200
1500W	60	540	505	6.4	15	28	560	582	613	110	10	0.5 ~ 250
2000W	65	650	615	6.4	15	31	672	696	725	125	10	0.5 ~ 300

ELECTRICAL CHARACTERISTICS

Parameter	Specification
Resistance and Tolerance	Resistance nominal $1\Omega > R$ Resistance Tolerance $\pm 10\%$ (K)
Temperature coefficient	$\pm 400\text{ppm}/^\circ\text{C}$ max.
Power rating load	$\Delta R/R \leq \pm 1\%$ (Temperature) 375°C max
Short-time overload	300% rated power 5 seconds $\Delta R/R \leq \pm 2\%$
Insulation resistance	500Vdc 100M Ω min
Dielectric withstanding voltage	3000Vac 1 minute

ELECTRICAL CURVES



SHORT-TIME OVERLOAD RATING

(Second) Load Time	5	10	30	60	180	300	600	900	1800
(%) Max. Amps Rated load	400	350	250	200	140	120	110	105	100

NEMA STANDARD / ON-OFF CYCLING

Cycling time	5 sec ON	10 sec ON	15 sec ON	15 sec ON	15 sec ON	15 sec ON
	75 sec OFF	70 sec OFF	75 sec OFF	45 sec OFF	30 sec OFF	15 sec OFF
(%) Max. Amps Rated load	290	215	185	160	150	125