



FEATURES

- Has a snap-in terminal which can solder to a PCB directly and need not fixture to save processing time.
- Suitable for electronic equipment with medium-high voltage circuits.
- Printed circuit board terminal snap-in type and lug terminal type available.

SPECIFICATIONS


Items	Performance																																																			
	16 ~ 100V	160 ~ 500V																																																		
Category Temperature Range	-40°C ~ +105°C	-25°C ~ +105°C																																																		
Capacitance Tolerance	±20% (at 120 Hz, 20°C)																																																			
Leakage Current (at 20°C)	I = 3√CV or 1.5 mA whichever is smaller (after 5 minutes) Where, C = rated capacitance in μF, V = rated DC Rated Voltage in V																																																			
Tanδ (at 120 Hz, 20°C)	<table border="1"> <thead> <tr> <th>Rated Voltage</th> <th>16</th> <th>25</th> <th>35</th> <th>50</th> <th>63</th> <th>80</th> <th>100</th> <th>160</th> <th>200</th> <th>250</th> <th>350</th> <th>400</th> <th>420</th> <th>450</th> <th>500</th> </tr> </thead> <tbody> <tr> <td>Tanδ (max)</td> <td>0.50</td> <td>0.45</td> <td>0.40</td> <td>0.35</td> <td>0.30</td> <td>0.25</td> <td>0.20</td> <td>0.15</td> <td>0.15</td> <td>0.15</td> <td>0.15</td> <td>0.15</td> <td>0.15</td> <td>0.15</td> <td>0.15</td> </tr> </tbody> </table>		Rated Voltage	16	25	35	50	63	80	100	160	200	250	350	400	420	450	500	Tanδ (max)	0.50	0.45	0.40	0.35	0.30	0.25	0.20	0.15	0.15	0.15	0.15	0.15	0.15	0.15	0.15																		
Rated Voltage	16	25	35	50	63	80	100	160	200	250	350	400	420	450	500																																					
Tanδ (max)	0.50	0.45	0.40	0.35	0.30	0.25	0.20	0.15	0.15	0.15	0.15	0.15	0.15	0.15	0.15																																					
Low Temperature Characteristics (at 120 Hz)	<p>Impedance ratio shall not exceed the values given in the table below.</p> <table border="1"> <thead> <tr> <th colspan="2">Rated Voltage</th> <th>16</th> <th>25</th> <th>35</th> <th>50</th> <th>63</th> <th>80</th> <th>100</th> <th>160</th> <th>200</th> <th>250</th> <th>350</th> <th>400</th> <th>420</th> <th>450</th> <th>500</th> </tr> </thead> <tbody> <tr> <td rowspan="2">Impedance Ratio</td> <td>Z(-25°C)/Z(+20°C)</td> <td>4</td> <td>3</td> <td>3</td> <td>2</td> <td>2</td> <td>2</td> <td>4</td> <td>4</td> <td>4</td> <td>4</td> <td>8</td> <td>8</td> <td>8</td> <td>8</td> <td>8</td> </tr> <tr> <td>Z(-40°C)/Z(+20°C)</td> <td>15</td> <td>10</td> <td>8</td> <td>6</td> <td>5</td> <td>5</td> <td>4</td> <td>-</td> <td>-</td> <td>-</td> <td>-</td> <td>-</td> <td>-</td> <td>-</td> <td>-</td> </tr> </tbody> </table>		Rated Voltage		16	25	35	50	63	80	100	160	200	250	350	400	420	450	500	Impedance Ratio	Z(-25°C)/Z(+20°C)	4	3	3	2	2	2	4	4	4	4	8	8	8	8	8	Z(-40°C)/Z(+20°C)	15	10	8	6	5	5	4	-	-	-	-	-	-	-	-
Rated Voltage		16	25	35	50	63	80	100	160	200	250	350	400	420	450	500																																				
Impedance Ratio	Z(-25°C)/Z(+20°C)	4	3	3	2	2	2	4	4	4	4	8	8	8	8	8																																				
	Z(-40°C)/Z(+20°C)	15	10	8	6	5	5	4	-	-	-	-	-	-	-	-																																				
Endurance	<table border="1"> <thead> <tr> <th>Test Time</th> <th>2,000 Hrs</th> </tr> </thead> <tbody> <tr> <td>Capacitance Change</td> <td>Within ±20% of initial value</td> </tr> <tr> <td>Tanδ</td> <td>Less than 200% of specified value</td> </tr> <tr> <td>Leakage Current</td> <td>Within specified value</td> </tr> </tbody> </table> <p>* The above specifications shall be satisfied when the capacitors are restored to 20°C after the rated voltage applied with rated ripple current for 2,000 hours at 105°C.</p>		Test Time	2,000 Hrs	Capacitance Change	Within ±20% of initial value	Tanδ	Less than 200% of specified value	Leakage Current	Within specified value																																										
Test Time	2,000 Hrs																																																			
Capacitance Change	Within ±20% of initial value																																																			
Tanδ	Less than 200% of specified value																																																			
Leakage Current	Within specified value																																																			
Shelf Life Test	<table border="1"> <thead> <tr> <th>Test Time</th> <th>1,000 Hrs</th> </tr> </thead> <tbody> <tr> <td>Capacitance Change</td> <td>Within ±20% of initial value</td> </tr> <tr> <td>Tanδ</td> <td>Less than 150% of specified value</td> </tr> <tr> <td>Leakage Current</td> <td>Within specified value</td> </tr> </tbody> </table> <p>* The above specifications shall be satisfied when the capacitors are restored to 20°C after exposing them for 1,000 hours at 105°C without voltage applied. The rated voltage shall be applied to the capacitors before the measurements (Refer to JIS C 5101-4 4.1).</p>		Test Time	1,000 Hrs	Capacitance Change	Within ±20% of initial value	Tanδ	Less than 150% of specified value	Leakage Current	Within specified value																																										
Test Time	1,000 Hrs																																																			
Capacitance Change	Within ±20% of initial value																																																			
Tanδ	Less than 150% of specified value																																																			
Leakage Current	Within specified value																																																			
Ripple Current and Frequency Multipliers	<table border="1"> <thead> <tr> <th rowspan="2">Case size</th> <th colspan="2">Freq.(Hz)</th> <th rowspan="2">50 / 60</th> <th rowspan="2">100 / 120</th> <th rowspan="2">500</th> <th rowspan="2">1k</th> <th rowspan="2">10k up</th> </tr> <tr> <th colspan="2">Rated Volt. (V)</th> </tr> </thead> <tbody> <tr> <td rowspan="3">Length ≤ 55L</td> <td colspan="2">≤ 100</td> <td>0.92</td> <td>1.00</td> <td>1.13</td> <td>1.19</td> <td>1.20</td> </tr> <tr> <td colspan="2">160 ~ 250</td> <td>0.81</td> <td>1.00</td> <td>1.32</td> <td>1.45</td> <td>1.50</td> </tr> <tr> <td colspan="2">350 ≤</td> <td>0.77</td> <td>1.00</td> <td>1.30</td> <td>1.41</td> <td>1.43</td> </tr> <tr> <td>Length ≥ 60L</td> <td colspan="2">160 ~ 450</td> <td>0.88</td> <td>1.00</td> <td>1.20</td> <td>1.25</td> <td>1.40</td> </tr> </tbody> </table>		Case size	Freq.(Hz)		50 / 60	100 / 120	500	1k	10k up	Rated Volt. (V)		Length ≤ 55L	≤ 100		0.92	1.00	1.13	1.19	1.20	160 ~ 250		0.81	1.00	1.32	1.45	1.50	350 ≤		0.77	1.00	1.30	1.41	1.43	Length ≥ 60L	160 ~ 450		0.88	1.00	1.20	1.25	1.40										
Case size	Freq.(Hz)			50 / 60	100 / 120						500	1k		10k up																																						
	Rated Volt. (V)																																																			
Length ≤ 55L	≤ 100		0.92	1.00	1.13	1.19	1.20																																													
	160 ~ 250		0.81	1.00	1.32	1.45	1.50																																													
	350 ≤		0.77	1.00	1.30	1.41	1.43																																													
Length ≥ 60L	160 ~ 450		0.88	1.00	1.20	1.25	1.40																																													
Failure percentage Failure rate	When the failure percentage / failure rate is required, please contact with us for further discussion.																																																			

Diagram of Dimensions

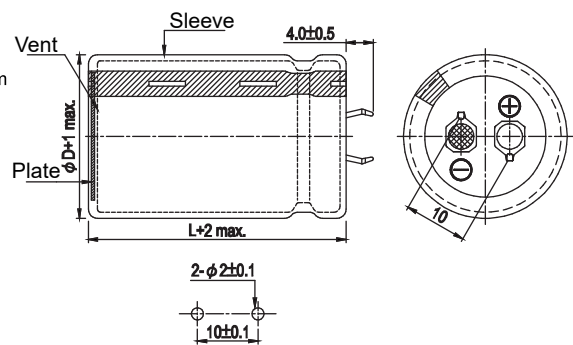
Unit: mm

PART NUMBER EXAMPLE

LSG 101 M 2G 220 300



SNAP-IN TERMINAL TYPE



PC board pin-out

DIMENSION AND PERMISSIBLE RIPPLE CURRENT
 (DIMENSION: Φ DxL (mm); RIPPLE CURRENT: A/RMS at 120Hz, 105°C)

μ F	V.D.C. CODE	16V (1C)					25V (1E)				35V (1V)															
		20	22	25	30	35	22	25	30	35	22	25	30	35												
3300	332											22 x 25	1.3													
3900	392											22 x 30	1.5													
4700	472											22 x 25	1.63	25 x 25	1.70											
5600	562											22 x 25	1.63	25 x 25	1.77	30 x 25	1.99									
6800	682											22 x 30	1.86	25 x 30	2.04	30 x 30	2.24									
8200	822							22 x 25	1.73					22 x 35	2.10	25 x 35	2.60	30 x 25	2.49	35 x 25	2.69					
10000	103	20 x 25	1.61	22 x 25	1.78			22 x 30	2.05	25 x 25	2.05			22 x 40	2.42	25 x 40	2.83	30 x 30	2.75							
12000	123			22 x 25	1.92			22 x 35	2.23	25 x 25	2.09	30 x 25	2.45	35 x 25	2.74	22 x 45	2.79	25 x 45	3.00	30 x 35	2.96	35 x 25	2.75			
15000	153			22 x 30	2.00	25 x 25	2.25					22 x 40	3	25 x 35	2.80	30 x 25	2.72	35 x 25	3.00		25 x 45	3.24	30 x 45	3.24	35 x 25	3.12
18000	183			22 x 35	2.49	25 x 30	2.52	30 x 25	2.61			22 x 45	2.9	25 x 35	2.83	30 x 30	3.07	35 x 25	3.02		25 x 50	3.71	30 x 45	4.07	35 x 35	4.02
																									35 x 40	4.37
22000	223			22 x 40	2.9	25 x 30	2.77	30 x 25	2.88			22 x 50	3.3	25 x 40	3.22	30 x 30	3.18	35 x 25	3.07			30 x 45	4.34	35 x 40	4.69	
27000	273					25 x 35	3.02	30 x 30	3.15						30 x 35	3.35	35 x 30	3.46								
33000	333							30 x 30	3.48	35 x 25	3.57															
39000	393							30 x 35	4.03	35 x 30	4.16															
47000	473									35 x 35	4.85															

μ F	V.D.C. CODE	50V (1H)					63V (1J)				80V															
		20	22	25	30	35	22	25	30	35	22	25	30	35												
1000	102													22 x 25	1.05											
1200	122									22 x 25	1.19					22 x 30	1.24									
1500	152									22 x 25	1.30	25 x 25	1.38			22 x 35	1.48	25 x 25	1.38							
1800	182			22 x 25	1.33					22 x 25	1.36	25 x 25	1.52			22 x 40	1.72	25 x 30	1.63							
2200	222			22 x 25	1.48					22 x 30	1.55	25 x 25	1.60			22 x 45	1.82	25 x 30	1.65							
2700	272			22 x 25	1.53	25 x 25	1.57			22 x 35	1.89	25 x 30	1.90	30 x 25	1.97			25 x 45	2.17	30 x 30	2.03					
3300	322			22 x 30	1.76	25 x 25	1.70			22 x 40	1.99	25 x 35	2.06	30 x 25	2.00	35 x 25	2.22		25 x 50	2.51			35 x 25	2.30		
3900	392			22 x 35	1.97	25 x 25	1.82	30 x 25	1.95			22 x 45	2.34	25 x 35	2.20	30 x 25	2.18	35 x 25	2.40			30 x 45	2.89	35 x 30	2.68	
4700	472			22 x 35	2.01	25 x 30	2.18	30 x 25	2.04	35 x 25	2.48	22 x 50	2.58	25 x 40	2.51	30 x 30	2.48	35 x 25	2.54			30 x 50	2.97	35 x 30	2.64	
5600	562			22 x 40	2.32	25 x 35	2.47	30 x 25	2.33					25 x 45	2.92	30 x 35	2.91	35 x 30	3.00			30 x 45	3.10	35 x 45	3.39	
6800	682																								30 x 40	3.56
				22 x 45	2.70	25 x 40	2.92	30 x 30	2.84	35 x 25	2.91				30 x 50	3.65	35 x 30	3.30							35 x 50	3.90
8200	822					25 x 45	3.13	30 x 35	3.13	35 x 30	3.23			30 x 45	3.57	35 x 35	3.52									
10000	103					25 x 50	3.39	30 x 40	3.55	35 x 30	3.47					35 x 40	3.90									
12000	103							30 x 45	4.04	35 x 35	3.98					35 x 45	4.50									
15000	153							30 x 50	4.60	35 x 45	4.80															

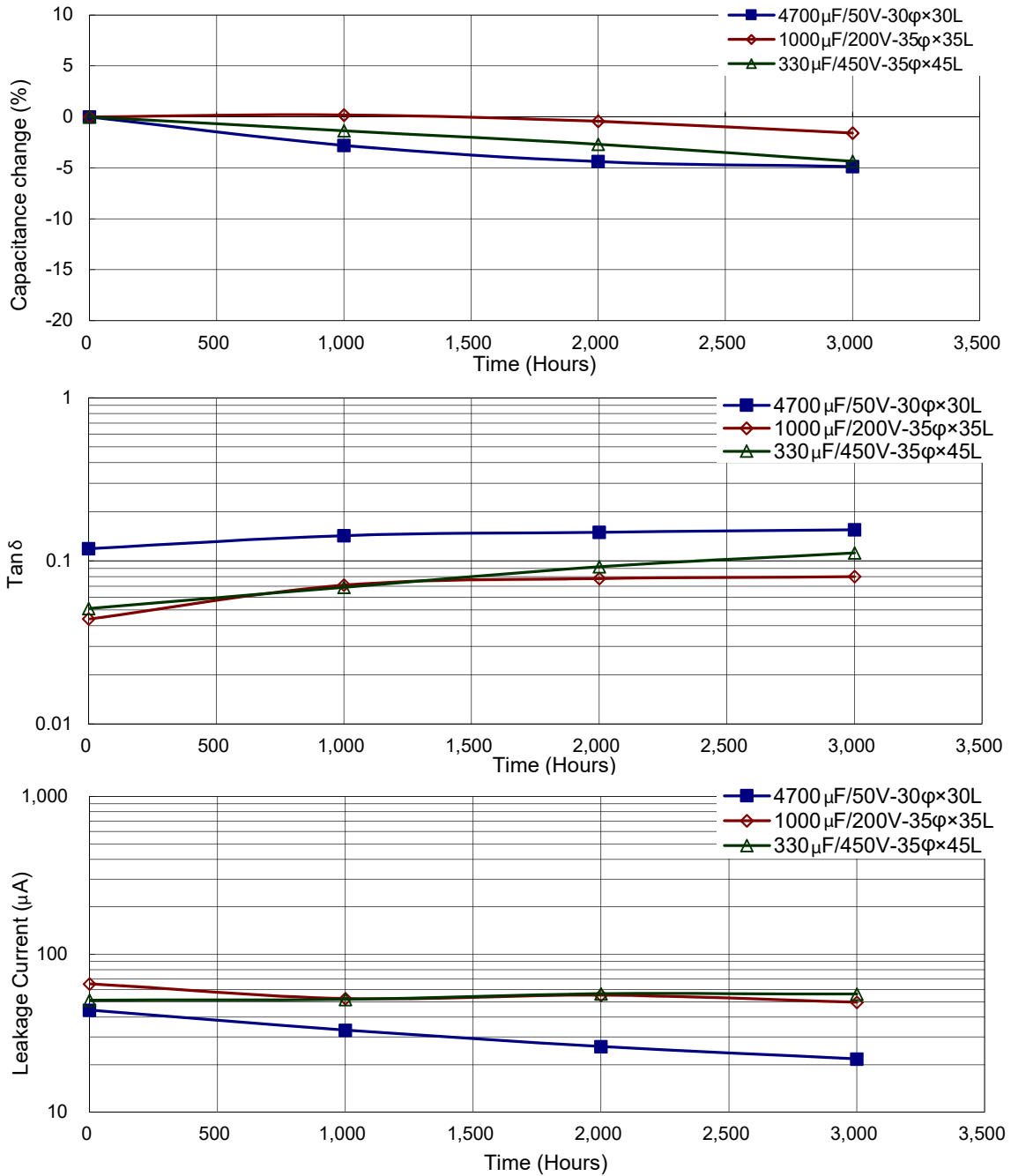


µF	V.D.C. CODE	100V					160V					200V									
		20	22	25	30	35	22	25	30	35	22	25	30	35	40						
270	271						22 x 25	0.86				22 x 25	0.95								
330	331						22 x 25	1.10				22 x 30	1.13	25 x 25	1.13						
390	391						22 x 30	1.22	25 x 25	1.15		22 x 35	1.25	25 x 30	1.21	30 x 25	1.20				
470	471						22 x 35	1.36	25 x 25	1.33		22 x 35	1.23	25 x 30	1.32	30 x 25	1.50				
560	561						22 x 40	1.50	25 x 30	1.45	30 x 25	1.40	22 x 40	1.43	25 x 35	1.50	30 x 30	1.52	35 x 25	1.49	
680	681						22 x 45	1.65	25 x 35	1.65	30 x 25	1.65	22 x 50	1.74	25 x 40	1.70	30 x 30	1.58	35 x 25	1.72	
820	821		22 x 30	1.14			22 x 50	1.93	25 x 40	1.85	30 x 30	1.76	35 x 25	1.91	25 x 45	1.85	30 x 35	1.85	35 x 30	1.90	
1000	102		22 x 30	1.26					25 x 45	2.20	30 x 35	2.02	35 x 30	2.44	25 x 55	2.13	30 x 40	2.06	35 x 30	2.01	
1200	122		22 x 35	1.55	25 x 30	1.56	30 x 25	1.68		25 x 50	2.45	30 x 40	2.35	35 x 35	2.50		30 x 45	2.37	35 x 35	2.34	
1500	152		22 x 40	1.78	25 x 35	1.80	30 x 25	1.76	35 x 25	1.98		30 x 45	2.82	35 x 40	2.70		30 x 50	2.77	35 x 40	2.76	
1800	182		22 x 45	1.99	25 x 35	1.95	30 x 30	2.29	35 x 25	2.34		30 x 50	3.31	35 x 45	2.85			35 x 45	3.17		
2200	222		22 x 50	2.21	25 x 40	2.15	30 x 30	2.12	35 x 25	2.27								35 x 55	3.82		
2700	272				25 x 50	2.59	30 x 35	2.37	35 x 30	2.62										40 x 50	4.39
3300	332						30 x 40	2.77	35 x 35	2.99											
3900	392						30 x 45	3.02	35 x 40	3.35											
4700	472								35 x 40	3.30											
5600	562								35 x 45	3.51											

µF	V.D.C. CODE	250V				350V				400V													
		22	25	30	35	40	22	25	30	35	40	22	25	30	35	40	45						
100	101						22 x 25	0.58				22 x 25	0.52										
120	121						22 x 30	0.69	25 x 25	0.69		22 x 30	0.62	25 x 25	0.61								
150	151						22 x 35	0.80				22 x 35	0.70	25 x 30	0.73								
180	181	22 x 35	0.78					25 x 30	0.82	30 x 25	0.85		22 x 40	0.81	25 x 35	0.85	30 x 25	0.83					
220	221	22 x 30	0.85	25 x 25	0.90			22 x 40	0.95	25 x 40	1.04	30 x 30	1.02	35 x 25	1.04	22 x 45	0.94	25 x 40	1.00	30 x 30	0.99		
270	271	22 x 30	0.91	25 x 25	0.91	30 x 25	1.01			25 x 45	1.17	30 x 35	1.17	35 x 25	1.12	22 x 55	1.14	25 x 45	1.17	30 x 35	1.16	35 x 25	1.08
330	331	22 x 35	1.03	25 x 30	1.13	30 x 25	1.05			25 x 50	1.20	30 x 35	1.12	35 x 30	1.21		25 x 50	1.30	30 x 40	1.36			
390	391	22 x 40	1.13	25 x 35	1.27	30 x 25	1.11				30 x 40	1.29					30 x 45	1.56	35 x 30	1.44			
470	471	22 x 45	1.31	25 x 40	1.49	30 x 30	1.37	35 x 25	1.17			30 x 45	1.48	35 x 40	1.63		30 x 50	1.72	35 x 40	1.78			
560	561			25 x 35	1.50	30 x 35	1.58	35 x 25	1.61				35 x 40	1.69	40 x 30	1.63		30 x 55	1.95	35 x 40	1.86	40 x 35	1.91
680	681			25 x 50	1.77	30 x 40	2.00	35 x 30	1.95				35 x 35	1.52	40 x 35	1.58		35 x 50	2.25	40 x 40	2.22		
820	821					30 x 45	2.30	35 x 30	2.27				35 x 50	1.86	40 x 50	2.01		35 x 55	2.58	40 x 50	2.67		
1000	102					30 x 50	2.37	35 x 40	2.65				35 x 60	2.22	40 x 50	2.21		35 x 65	2.90	40 x 55	2.92		
1200	122					30 x 55	2.71	35 x 45	3.05					40 x 55	2.52			35 x 75	3	40 x 60	3		
1500	152							35 x 50	3.18					40 x 65	3.03							45 x 70	4.23
1800	182							35 x 60	3.76													45 x 80	4.92
2200	222							35 x 70	4.45														

µF	V.D.C. CODE	420V					450V					500V										
		22	25	30	35	40	22	25	30	35	40	45	22	25	30	35	40					
82	820	22 x 25	0.45				22 x 25	0.45				22 x 30	0.75	25 x 30	0.81							
100	101	22 x 30	0.53				22 x 30	0.53	25 x 25	0.51		22 x 40	0.94	25 x 40	1.00							
120	121	22 x 35	0.62	25 x 25	0.58		22 x 35	0.62				22 x 50	1.14	25 x 50	1.22							
150	151	22 x 40	0.74				22 x 40	0.74	25 x 30	0.70		22 x 50	1.27	25 x 55	1.42							
180	181	22 x 45	0.85	25 x 30	0.77		22 x 45	0.88	25 x 35	0.82	30 x 25	0.80			30 x 35	1.42						
220	221	22 x 50	1.00	25 x 40	0.96	30 x 30	0.95			25 x 40	0.96	30 x 30	0.95		30 x 35	1.57	35 x 40	1.74				
270	271	22 x 60	1.20	25 x 50	1.10	30 x 35	1.06	35 x 30	1.09		25 x 50	1.21	30 x 35	1.12		35 x 45	2.02					
330	331			25 x 55	1.36	30 x 40	1.24	35 x 30	1.21		25 x 55	1.35	30 x 40	1.31	35 x 30	1.27		35 x 50	2.45			
390	391					30 x 45	1.42	35 x 35	1.40	40 x 40	1.60		30 x 45	1.49	35 x 35	1.47	40 x 30	1.51				
470	471						35 x 40	1.62	40 x 35	1.66		30 x 55	1.79	35 x 40	1.71	40 x 35	1.75		35 x 60	2.62		
560	561						35 x 45	1.77	40 x 40	1.82			35 x 45	1.96	40 x 40	2.02						
680	681						35 x 50	2.12	40 x 45	2.11			35 x 55	2.35	40 x 45	2.33		35 x 70	3.38			
820	821						35 x 60	2.42	40 x 55	2.52				40 x 50	2.68			40 x 70	4.00			
1000	102						35 x 70	3.08	40 x 60	2.88				40 x 60	3.03			40 x 80	4.68			
1200	122						35 x 90	3.51	40 x 70	3.38			35 x 90	3.68	40 x 70	3.54						
1500	152														45 x 80	4.49						

TYPICAL ENDURANCE CURVES



USEFUL LIFE CHART

